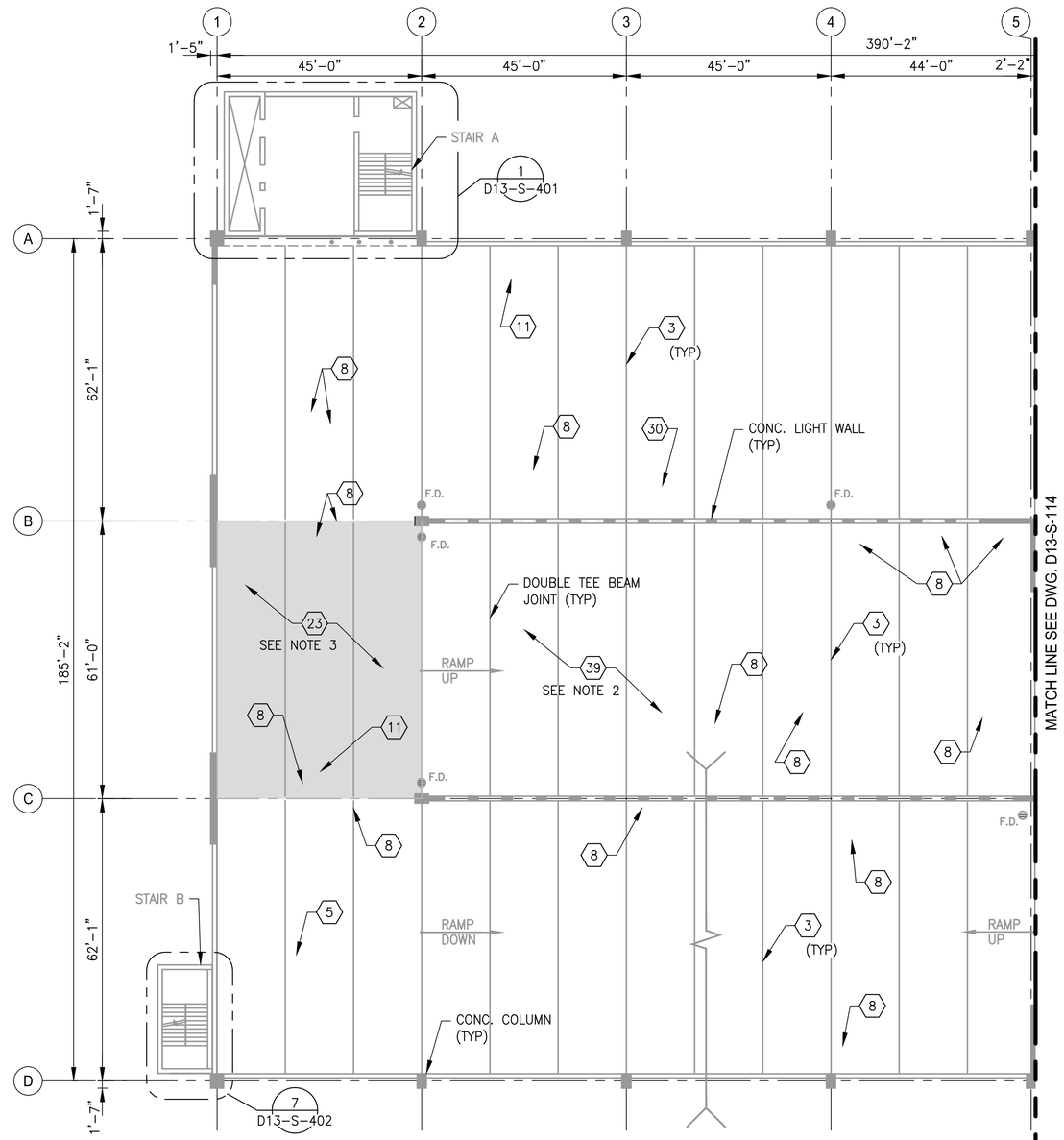

1 LEVEL 7 - PARTIAL FLOOR PLAN 1
D13-S-113

SCALE: 1/16" = 1'-0"

STRUCTURAL REPAIR QUANTITIES (LEVEL 7)			
KEY NOTES	QUANTITY	UNIT OF QTY.	NUMBER OF LOCATIONS
1	60	LF	1
3*	4,625	LF	75
4	15	SF	1
5	6	SF	3
8	507	LF	26
11	21	SF	7
23	3,020	SF	1
25	3	EA	2
30	130	SF	4
36	7	EA	1
39	76,460	SF	1

* ALL EXISTING DOUBLE TEE BEAM JOINTS SHALL BE REPLACED WITH NEW JOINTS.

DRAWING NOTES:

1. SEE DRAWING D13-S-002 FOR THE LIST OF KEY NOTES.
2. SILANE COATING SHALL BE PROVIDED FOR ENTIRE PARKING LEVEL.
3. TRAFFIC BEARING MEMBRANE SHALL BE PROVIDED FOR THIS HATCHED AREA.

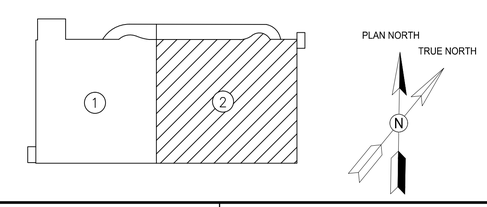

GFP A Gannett Fleming/Parsons JOINT VENTURE

STATE OF MARYLAND IFTEKHAR AHMAD No. 42582 PROFESSIONAL ENGINEER

"PROFESSIONAL CERTIFICATION: I HEREBY CERTIFY THAT THESE DOCUMENTS WERE PREPARED OR APPROVED BY ME, AND THAT I AM A DULY LICENSED PROFESSIONAL ENGINEER UNDER THE LAWS OF THE STATE OF MARYLAND."

LICENSE No. 42582

EXPIRATION DATE: 08/13/2018

- COMAR 09.23.03.10

DESIGNED	M. PARK	01/2018 DATE
DRAWN	L. NGUYEN	01/2018 DATE
CHECKED	L. KATSMAN	01/2018 DATE

REFERENCE DRAWINGS

NUMBER	TITLE

REVISIONS

DATE	NUM	DESCRIPTION
01/25/2018	0	FINAL SUBMITTAL

WASHINGTON METROPOLITAN AREA TRANSIT AUTHORITY

OFFICE OF DESIGN AND CONSTRUCTION
IRPG - FIXED FACILITIES

APPROVED 01/25/2018 DATE
JOHN PURDY
ENGINEERING MANAGER

APPROVED 01/25/2018 DATE
IFTEKHAR AHMAD
ENGINEER OF RECORD

REHABILITATION OF PARKING GARAGES
D13 - NEW CARROLLTON PARKING GARAGE
LEVEL 7
PARTIAL FLOOR PLAN 1

M NO.	CONTRACT NO.	SCALE	DRAWING NO.	SHEET NO.
M1301	FQ18064	1/16" = 1'-0"	D13-S-113	100 of 503

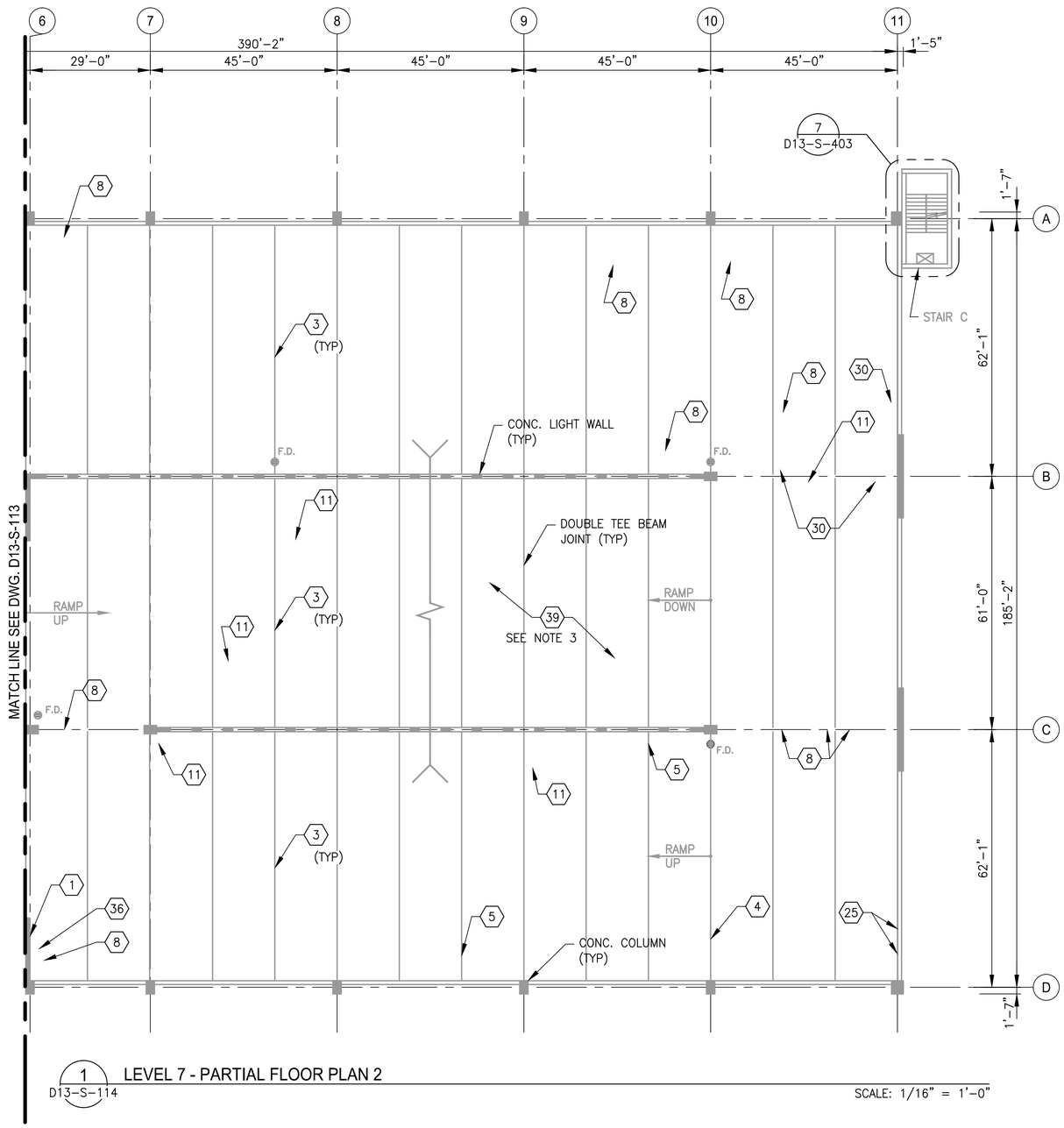

1 LEVEL 7 - PARTIAL FLOOR PLAN 2
D13-S-114

SCALE: 1/16" = 1'-0"

DRAWING NOTES:

1. SEE DRAWING D13-S-002 FOR THE LIST OF KEY NOTES.
2. SEE DRAWING D13-S-113 FOR REPAIR QUANTITY TABLE ON THIS LEVEL.
3. SILANE COATING SHALL BE PROVIDED FOR ENTIRE PARKING LEVEL.

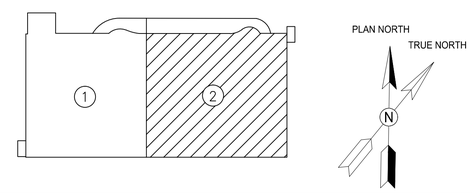

GFP A Gannett Fleming/Parsons JOINT VENTURE

STATE OF MARYLAND IFTEKHAR AHMAD No. 42582 PROFESSIONAL ENGINEER

"PROFESSIONAL CERTIFICATION: I HEREBY CERTIFY THAT THESE DOCUMENTS WERE PREPARED OR APPROVED BY ME, AND THAT I AM A DULY LICENSED PROFESSIONAL ENGINEER UNDER THE LAWS OF THE STATE OF MARYLAND."

LICENSE No. 42582

EXPIRATION DATE: 08/13/2018

- COMAR 09.23.03.10

DESIGNED	M. PARK	01/2018 DATE
DRAWN	L. NGUYEN	01/2018 DATE
CHECKED	L. KATSMAN	01/2018 DATE

REFERENCE DRAWINGS

NUMBER	TITLE

REVISIONS

DATE	NUM	DESCRIPTION
01/25/2018	0	FINAL SUBMITTAL

WASHINGTON METROPOLITAN AREA TRANSIT AUTHORITY

OFFICE OF DESIGN AND CONSTRUCTION
IRPG - FIXED FACILITIES

APPROVED 01/25/2018 DATE
JOHN PURDY
ENGINEERING MANAGER

APPROVED 01/25/2018 DATE
IFTEKHAR AHMAD
ENGINEER OF RECORD

REHABILITATION OF PARKING GARAGES
D13 - NEW CARROLLTON PARKING GARAGE
LEVEL 7
PARTIAL FLOOR PLAN 2

M NO.	CONTRACT NO.	SCALE	DRAWING NO.	SHEET NO.
M1301	FQ18064	1/16" = 1'-0"	D13-S-114	101 of 503

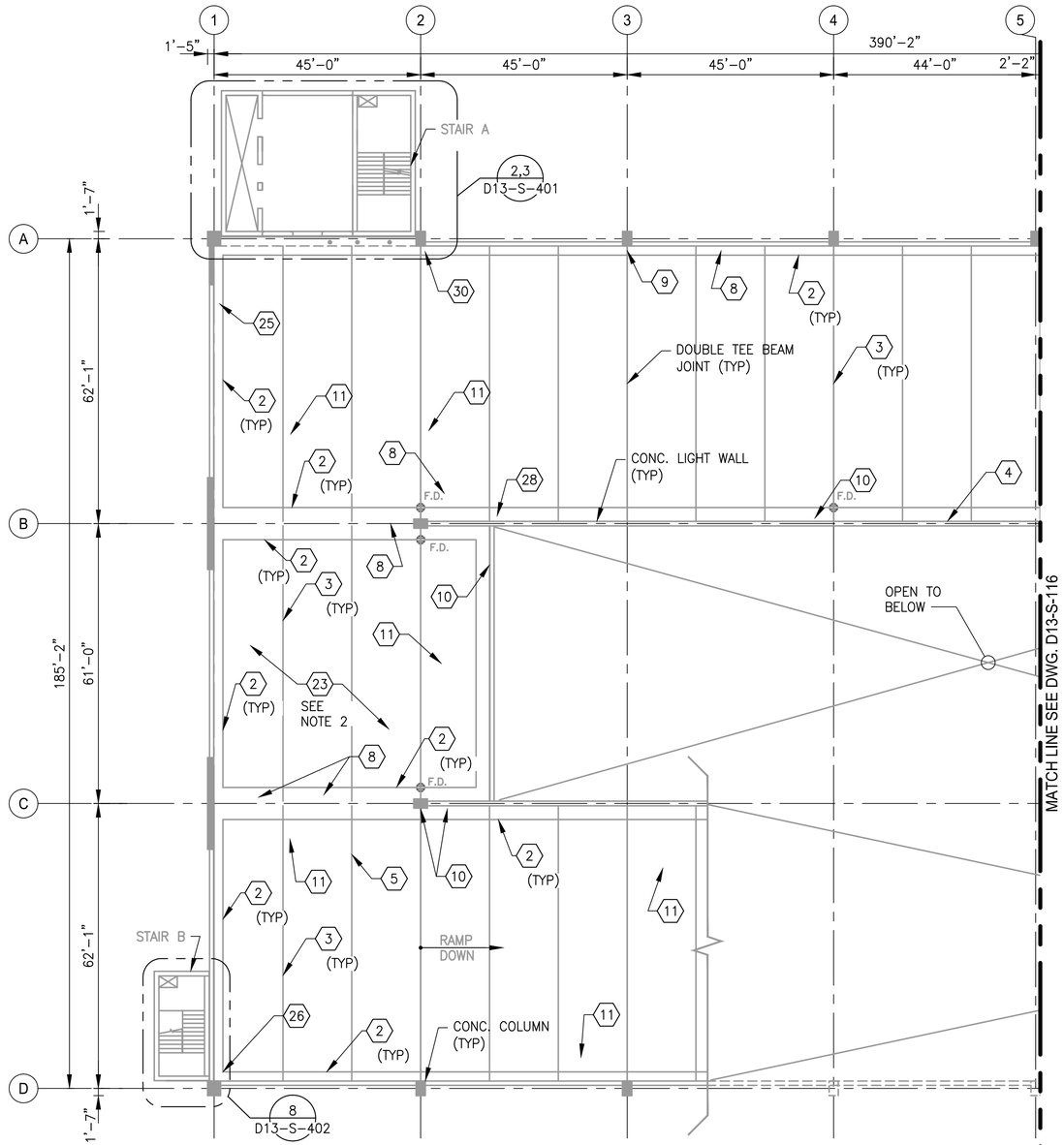

1 LEVEL 8 - PARTIAL FLOOR PLAN 1
D13-S-115

SCALE: 1/16" = 1'-0"

STRUCTURAL REPAIR QUANTITIES (LEVEL 8)			
KEY NOTES	QUANTITY	UNIT OF QTY.	NUMBER OF LOCATIONS
2**	2,710	LF	8
3*	4,625	LF	75
4	27	SF	6
5	6	SF	2
6	6	LF	1
8	168	LF	9
9	39	LF	3
10	12	SF	8
11	32	SF	13
23	79,480	SF	1
25	12	EA	8
26	65	SF	2
28	3	LF	1
30	16	SF	1

* ALL EXISTING DOUBLE TEE BEAM JOINTS SHALL BE REPLACED WITH NEW JOINTS.
** ALL EXISTING TOOL JOINTS AT ROOF LEVEL SHALL BE REPLACED WITH NEW JOINTS.

DRAWING NOTES:

1. SEE DRAWING D13-S-002 FOR THE LIST OF KEY NOTES.
2. TRAFFIC BEARING MEMBRANE SHALL BE PROVIDE FOR ENTIRE PARKING LEVEL.

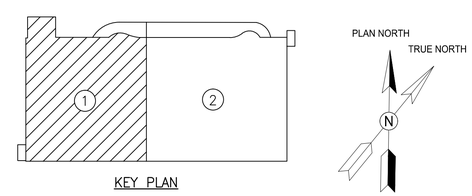

KEY PLAN

A Gannett Fleming/Parsons JOINT VENTURE

STATE OF MARYLAND IFTEKHAR AHMAD No. 42582 PROFESSIONAL ENGINEER

"PROFESSIONAL CERTIFICATION: I HEREBY CERTIFY THAT THESE DOCUMENTS WERE PREPARED OR APPROVED BY ME, AND THAT I AM A DULY LICENSED PROFESSIONAL ENGINEER UNDER THE LAWS OF THE STATE OF MARYLAND."

LICENSE No. 42582
EXPIRATION DATE: 08/13/2018
- COMAR 09.23.03.10

DESIGNED	M. PARK	01/2018 DATE
DRAWN	L. NGUYEN	01/2018 DATE
CHECKED	L. KATSMAN	01/2018 DATE

REFERENCE DRAWINGS

NUMBER	TITLE

REVISIONS

DATE	NUM	DESCRIPTION
01/25/2018	0	FINAL SUBMITTAL

WASHINGTON METROPOLITAN AREA TRANSIT AUTHORITY

OFFICE OF DESIGN AND CONSTRUCTION
IRPG - FIXED FACILITIES

APPROVED 01/25/2018
JOHN PURDY DATE
ENGINEERING MANAGER

APPROVED 01/25/2018
IFTEKHAR AHMAD DATE
ENGINEER OF RECORD

REHABILITATION OF PARKING GARAGES
D13 - NEW CARROLLTON PARKING GARAGE
LEVEL 8
PARTIAL FLOOR PLAN 1

M NO.	CONTRACT NO.	SCALE	DRAWING NO.	SHEET NO.
M1301	FQ18064	1/16" = 1'-0"	D13-S-115	102 of 503

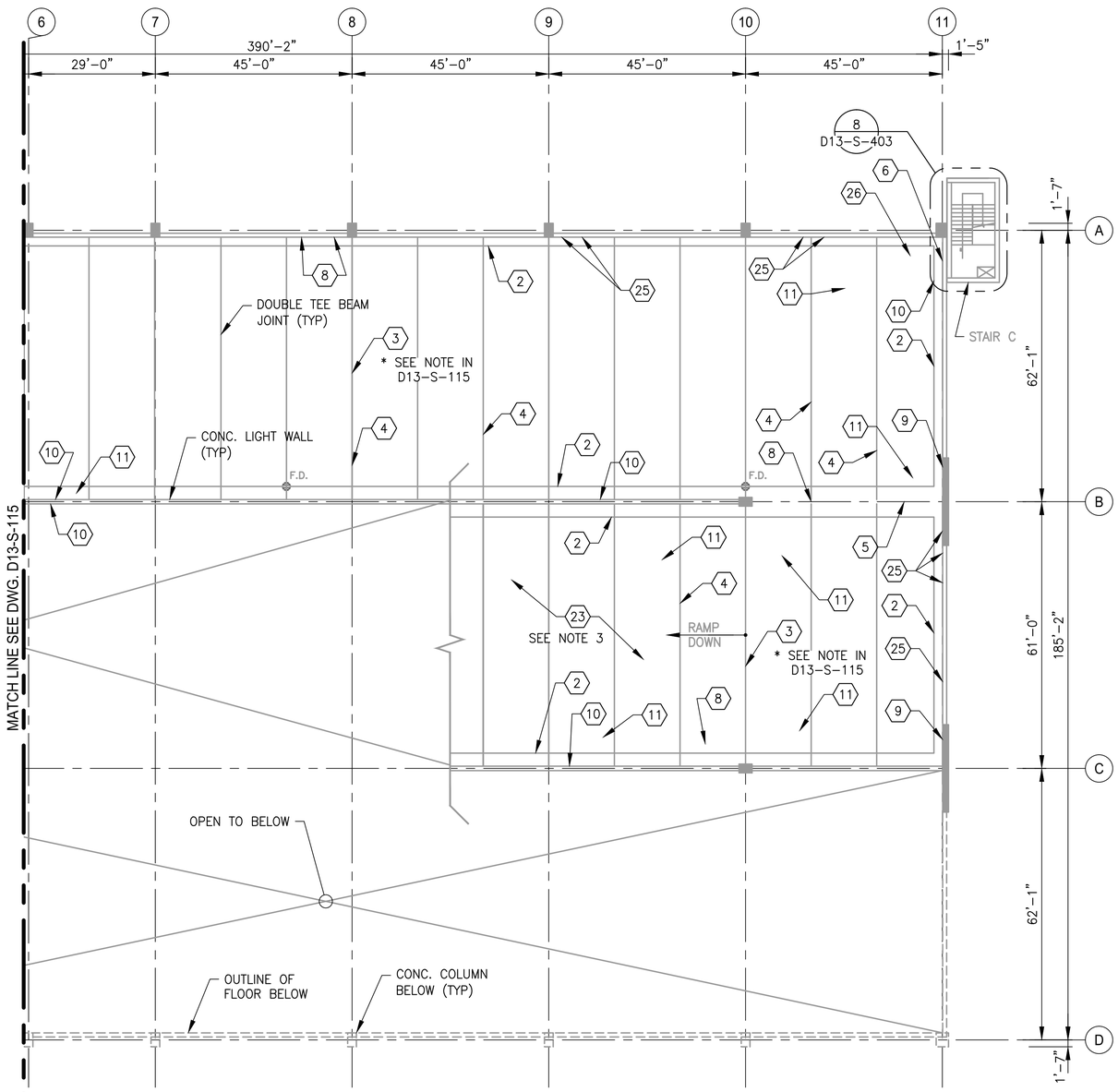

1 D13-S-116 LEVEL 8 - PARTIAL FLOOR PLAN 2

SCALE: 1/16" = 1'-0"

DRAWING NOTES:

1. SEE DRAWING D13-S-002 FOR THE LIST OF KEY NOTES.
2. SEE DRAWING D13-S-115 FOR REPAIR QUANTITY TABLE ON THIS LEVEL.
3. TRAFFIC BEARING MEMBRANE SHALL BE PROVIDED FOR ENTIRE PARKING LEVEL.

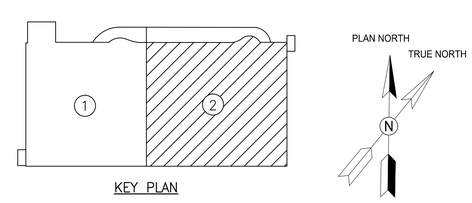

KEY PLAN

A Gannett Fleming/Parsons JOINT VENTURE

STATE OF MARYLAND IFTEKHAR AHMAD No. 42582 PROFESSIONAL ENGINEER

"PROFESSIONAL CERTIFICATION: I HEREBY CERTIFY THAT THESE DOCUMENTS WERE PREPARED OR APPROVED BY ME, AND THAT I AM A DULY LICENSED PROFESSIONAL ENGINEER UNDER THE LAWS OF THE STATE OF MARYLAND."

LICENSE No. 42582

EXPIRATION DATE: 08/13/2018

- COMAR 09.23.03.10

DESIGNED	M. PARK	01/2018 DATE
DRAWN	L. NGUYEN	01/2018 DATE
CHECKED	L. KATSMAN	01/2018 DATE

REFERENCE DRAWINGS

NUMBER	TITLE

REVISIONS

DATE	NUM	DESCRIPTION
01/25/2018	0	FINAL SUBMITTAL

WASHINGTON METROPOLITAN AREA TRANSIT AUTHORITY

OFFICE OF DESIGN AND CONSTRUCTION
IRPG - FIXED FACILITIES

APPROVED 01/25/2018 DATE
JOHN PURDY
ENGINEERING MANAGER

APPROVED 01/25/2018 DATE
IFTEKHAR AHMAD
ENGINEER OF RECORD

REHABILITATION OF PARKING GARAGES
D13 - NEW CARROLLTON PARKING GARAGE
LEVEL 8
PARTIAL FLOOR PLAN 2

M NO.	CONTRACT NO.	SCALE	DRAWING NO.	SHEET NO.
M1301	FQ18064	1/16" = 1'-0"	D13-S-116	103 of 503

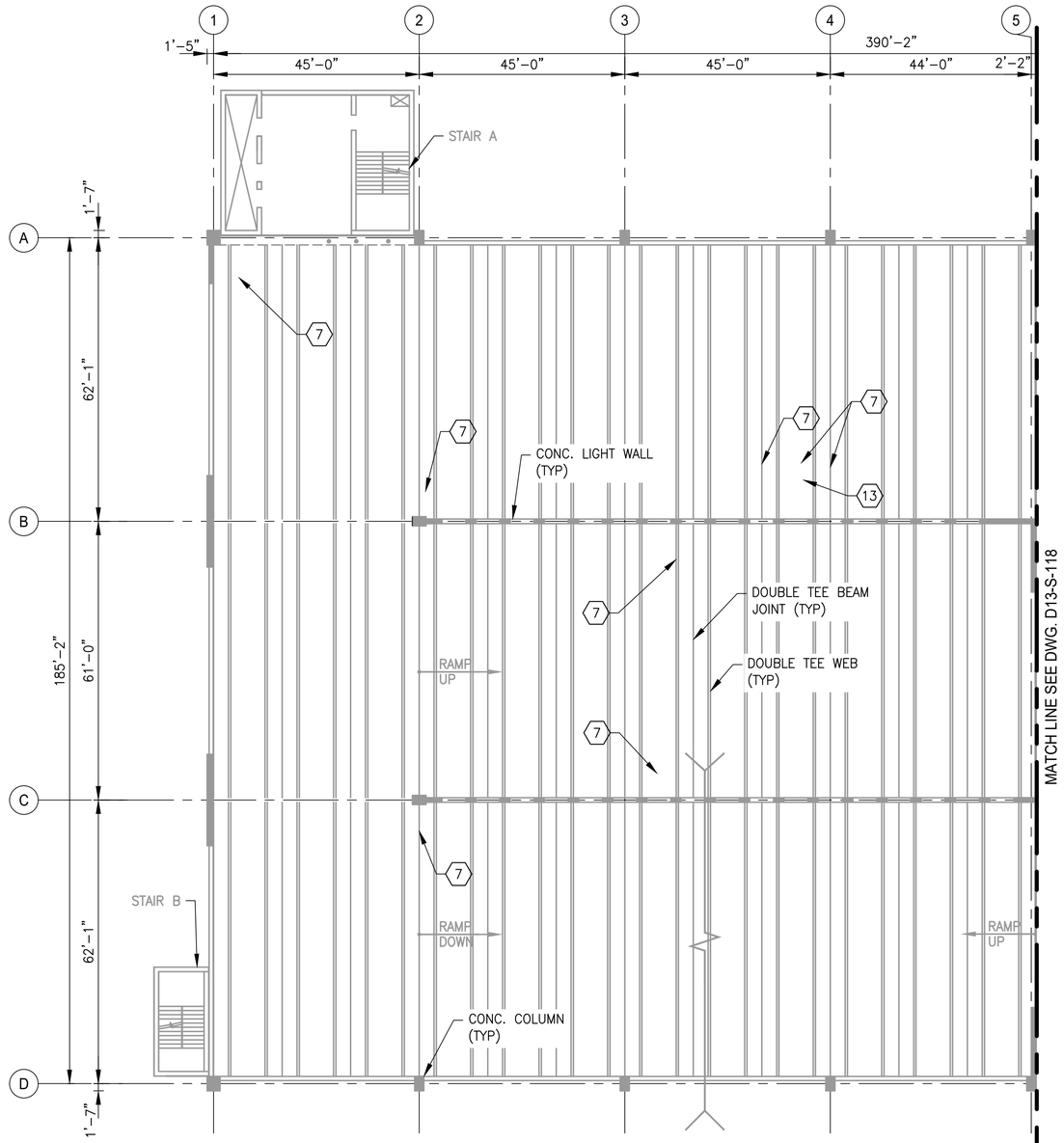

1 LEVEL 2 - PARTIAL FRAMING PLAN 1
D13-S-117

SCALE: 1/16" = 1'-0"

STRUCTURAL REPAIR QUANTITIES (LEVEL 2)			
KEY NOTES	QUANTITY	UNIT OF QTY.	NUMBER OF LOCATIONS
7	146	LF	20
13	2	SF	1

DRAWING NOTES:

1. SEE DRAWING D13-S-002 FOR THE LIST OF KEY NOTES.

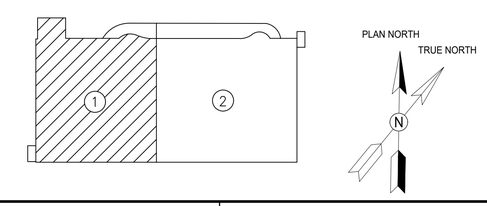

A Gannett Fleming/Parsons JOINT VENTURE

"PROFESSIONAL CERTIFICATION: I HEREBY CERTIFY THAT THESE DOCUMENTS WERE PREPARED OR APPROVED BY ME, AND THAT I AM A DULY LICENSED PROFESSIONAL ENGINEER UNDER THE LAWS OF THE STATE OF MARYLAND."

LICENSE No. 42582

EXPIRATION DATE: 08/13/2018

- COMAR 09.23.03.10

DESIGNED	M. PARK	01/2018 DATE
DRAWN	L. NGUYEN	01/2018 DATE
CHECKED	L. KATSMAN	01/2018 DATE

REFERENCE DRAWINGS

NUMBER	TITLE

REVISIONS

DATE	NUM	DESCRIPTION
01/25/2018	0	FINAL SUBMITTAL

WASHINGTON METROPOLITAN AREA TRANSIT AUTHORITY

OFFICE OF DESIGN AND CONSTRUCTION
IRPG - FIXED FACILITIES

APPROVED 01/25/2018 DATE
JOHN PURDY
ENGINEERING MANAGER

APPROVED 01/25/2018 DATE
IFTEKHAR AHMAD
ENGINEER OF RECORD

REHABILITATION OF PARKING GARAGES
D13 - NEW CARROLLTON PARKING GARAGE
LEVEL 2
PARTIAL FRAMING PLAN 1

M NO.	CONTRACT NO.	SCALE	DRAWING NO.	SHEET NO.
M1301	FQ18064	1/16" = 1'-0"	D13-S-117	104 of 503

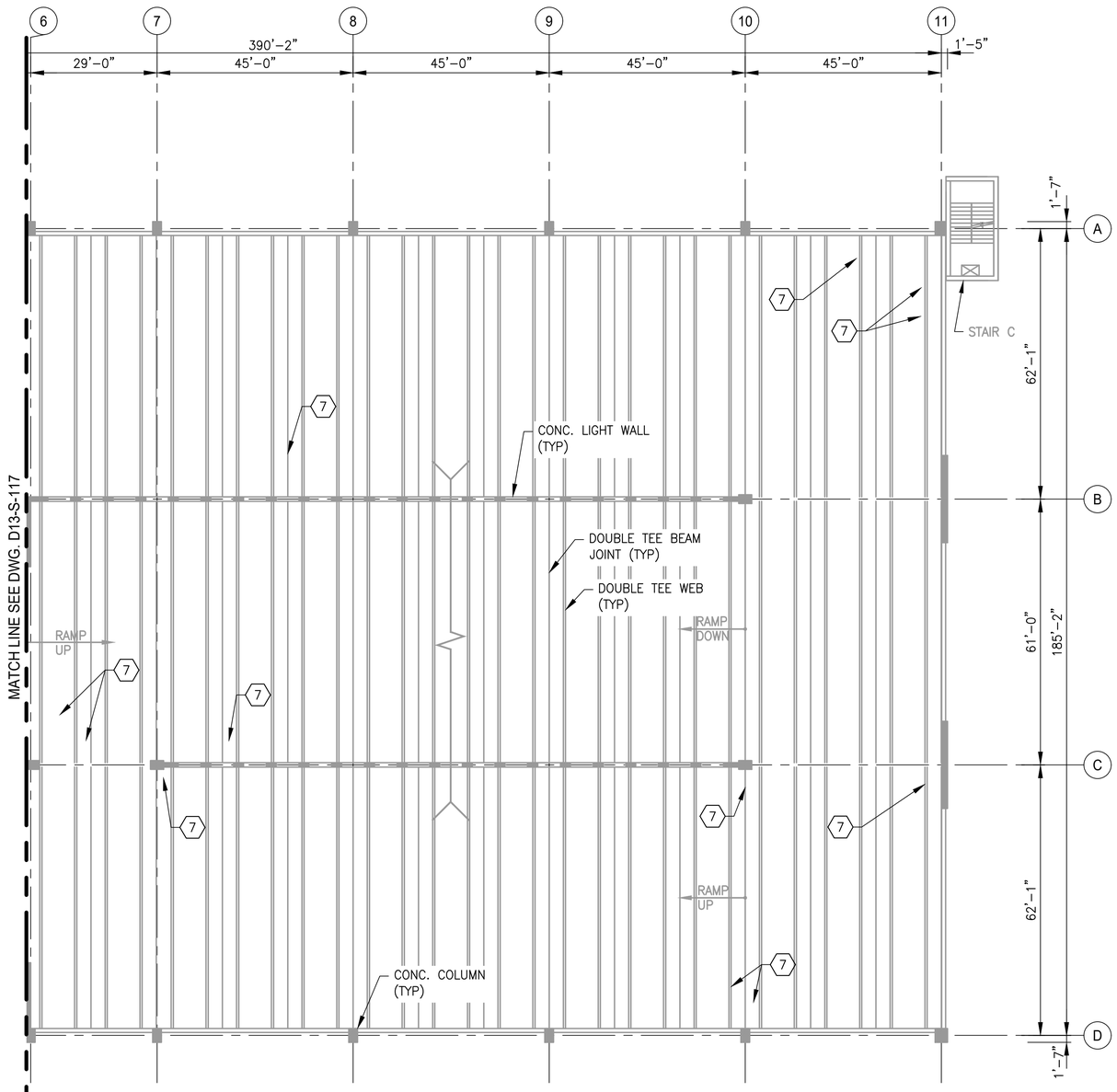

1 D13-S-118 LEVEL 2 - PARTIAL FRAMING PLAN 2

SCALE: 1/16" = 1'-0"

DRAWING NOTES:

1. SEE DRAWING D13-S-002 FOR THE LIST OF KEY NOTES.
2. SEE DRAWING D13-S-117 FOR REPAIR QUANTITY TABLE ON THIS LEVEL.

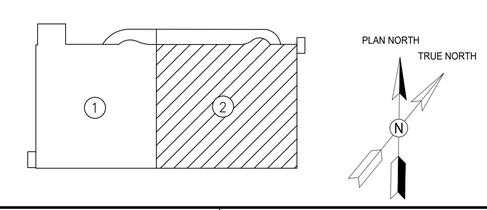

A Gannett Fleming/Parsons JOINT VENTURE

STATE OF MARYLAND IFTEKHAR AHMAD No. 42582 PROFESSIONAL ENGINEER

"PROFESSIONAL CERTIFICATION: I HEREBY CERTIFY THAT THESE DOCUMENTS WERE PREPARED OR APPROVED BY ME, AND THAT I AM A DULY LICENSED PROFESSIONAL ENGINEER UNDER THE LAWS OF THE STATE OF MARYLAND."

LICENSE No. 42582

EXPIRATION DATE: 08/13/2018

- COMAR 09.23.03.10

DESIGNED	M. PARK	01/2018 DATE
DRAWN	L. NGUYEN	01/2018 DATE
CHECKED	L. KATSMAN	01/2018 DATE

REFERENCE DRAWINGS

NUMBER	TITLE

REVISIONS

DATE	NUM	DESCRIPTION
01/25/2018	0	FINAL SUBMITTAL

WASHINGTON METROPOLITAN AREA TRANSIT AUTHORITY

OFFICE OF DESIGN AND CONSTRUCTION
IRPG - FIXED FACILITIES

APPROVED 01/25/2018 DATE
JOHN PURDY
ENGINEERING MANAGER

APPROVED 01/25/2018 DATE
IFTEKHAR AHMAD
ENGINEER OF RECORD

REHABILITATION OF PARKING GARAGES
D13 - NEW CARROLLTON PARKING GARAGE
LEVEL 2
PARTIAL FRAMING PLAN 2

M NO.	CONTRACT NO.	SCALE	DRAWING NO.	SHEET NO.
M1301	FQ18064	1/16" = 1'-0"	D13-S-118	105 of 503

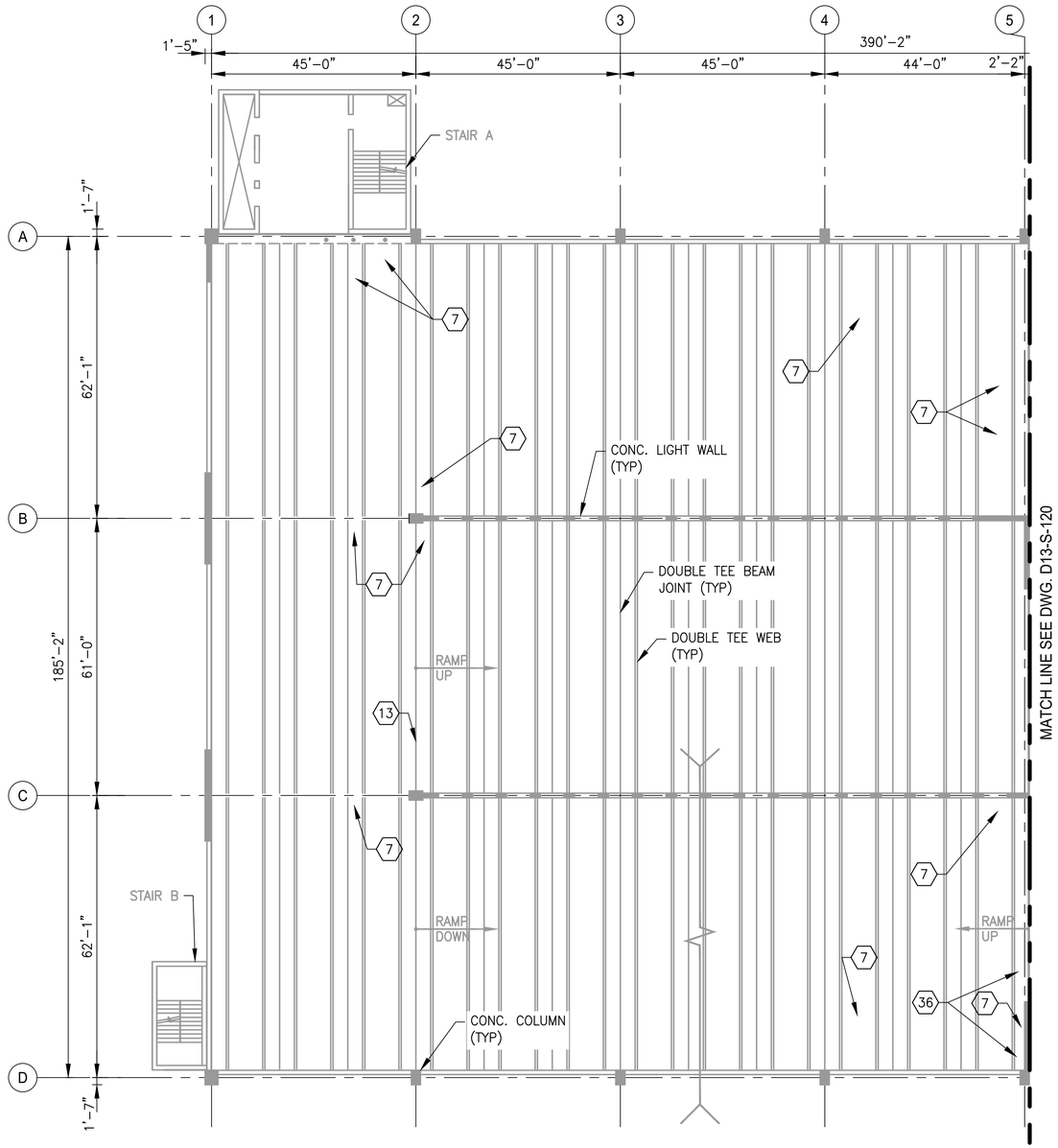

1 D13-S-119 LEVEL 3 - PARTIAL FRAMING PLAN 1

SCALE: 1/16" = 1'-0"

STRUCTURAL REPAIR QUANTITIES (LEVEL 3)			
KEY NOTES	QUANTITY	UNIT OF QTY.	NUMBER OF LOCATIONS
7	179	LF	21
13	3	SF	2
36	6	EA	1

DRAWING NOTES:

1. SEE DRAWING D13-S-002 FOR THE LIST OF KEY NOTES.

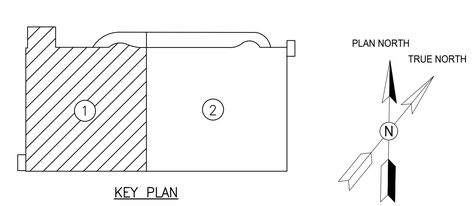

KEY PLAN

A Gannett Fleming/Parsons JOINT VENTURE

STATE OF MARYLAND IFTEKHAR AHMAD No. 42582 PROFESSIONAL ENGINEER

"PROFESSIONAL CERTIFICATION: I HEREBY CERTIFY THAT THESE DOCUMENTS WERE PREPARED OR APPROVED BY ME, AND THAT I AM A DULY LICENSED PROFESSIONAL ENGINEER UNDER THE LAWS OF THE STATE OF MARYLAND."

LICENSE No. 42582

EXPIRATION DATE: 08/13/2018

- COMAR 09.23.03.10

DESIGNED	M. PARK	01/2018 DATE
DRAWN	L. NGUYEN	01/2018 DATE
CHECKED	L. KATSMAN	01/2018 DATE

REFERENCE DRAWINGS

NUMBER	TITLE

REVISIONS

DATE	NUM	DESCRIPTION
01/25/2018	0	FINAL SUBMITTAL

WASHINGTON METROPOLITAN AREA TRANSIT AUTHORITY

OFFICE OF DESIGN AND CONSTRUCTION
IRPG - FIXED FACILITIES

APPROVED 01/25/2018 DATE
JOHN PURDY
ENGINEERING MANAGER

APPROVED 01/25/2018 DATE
IFTEKHAR AHMAD
ENGINEER OF RECORD

REHABILITATION OF PARKING GARAGES
D13 - NEW CARROLLTON PARKING GARAGE
LEVEL 3
PARTIAL FRAMING PLAN 1

M NO.	CONTRACT NO.	SCALE	DRAWING NO.	SHEET NO.
M1301	FQ18064	1/16" = 1'-0"	D13-S-119	106 of 503



1 D13-S-120 LEVEL 3 - PARTIAL FRAMING PLAN 2

SCALE: 1/16" = 1'-0"

DRAWING NOTES:

1. SEE DRAWING D13-S-002 FOR THE LIST OF KEY NOTES.
2. SEE DRAWING D13-S-119 FOR REPAIR QUANTITY TABLE FOR THIS LEVEL.

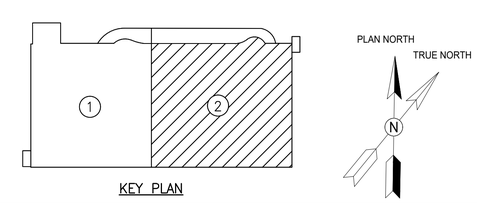

KEY PLAN

GFP A Gannett Fleming/Parsons JOINT VENTURE

"PROFESSIONAL CERTIFICATION: I HEREBY CERTIFY THAT THESE DOCUMENTS WERE PREPARED OR APPROVED BY ME, AND THAT I AM A DULY LICENSED PROFESSIONAL ENGINEER UNDER THE LAWS OF THE STATE OF MARYLAND."

LICENSE No. 42582

EXPIRATION DATE: 08/13/2018

- COMAR 09.23.03.10

DESIGNED	M. PARK	01/2018 DATE
DRAWN	L. NGUYEN	01/2018 DATE
CHECKED	L. KATSMAN	01/2018 DATE

REFERENCE DRAWINGS

NUMBER	TITLE

REVISIONS

DATE	NUM	DESCRIPTION
01/25/2018	0	FINAL SUBMITTAL

WASHINGTON METROPOLITAN AREA TRANSIT AUTHORITY

OFFICE OF DESIGN AND CONSTRUCTION
IRPG - FIXED FACILITIES

APPROVED 01/25/2018
JOHN PURDY DATE
ENGINEERING MANAGER

APPROVED 01/25/2018
IFTEKHAR AHMAD DATE
ENGINEER OF RECORD

REHABILITATION OF PARKING GARAGES
D13 - NEW CARROLLTON PARKING GARAGE
LEVEL 3
PARTIAL FRAMING PLAN 2

M NO.	CONTRACT NO.	SCALE	DRAWING NO.	SHEET NO.
M1301	FQ18064	1/16" = 1'-0"	D13-S-120	107 of 503

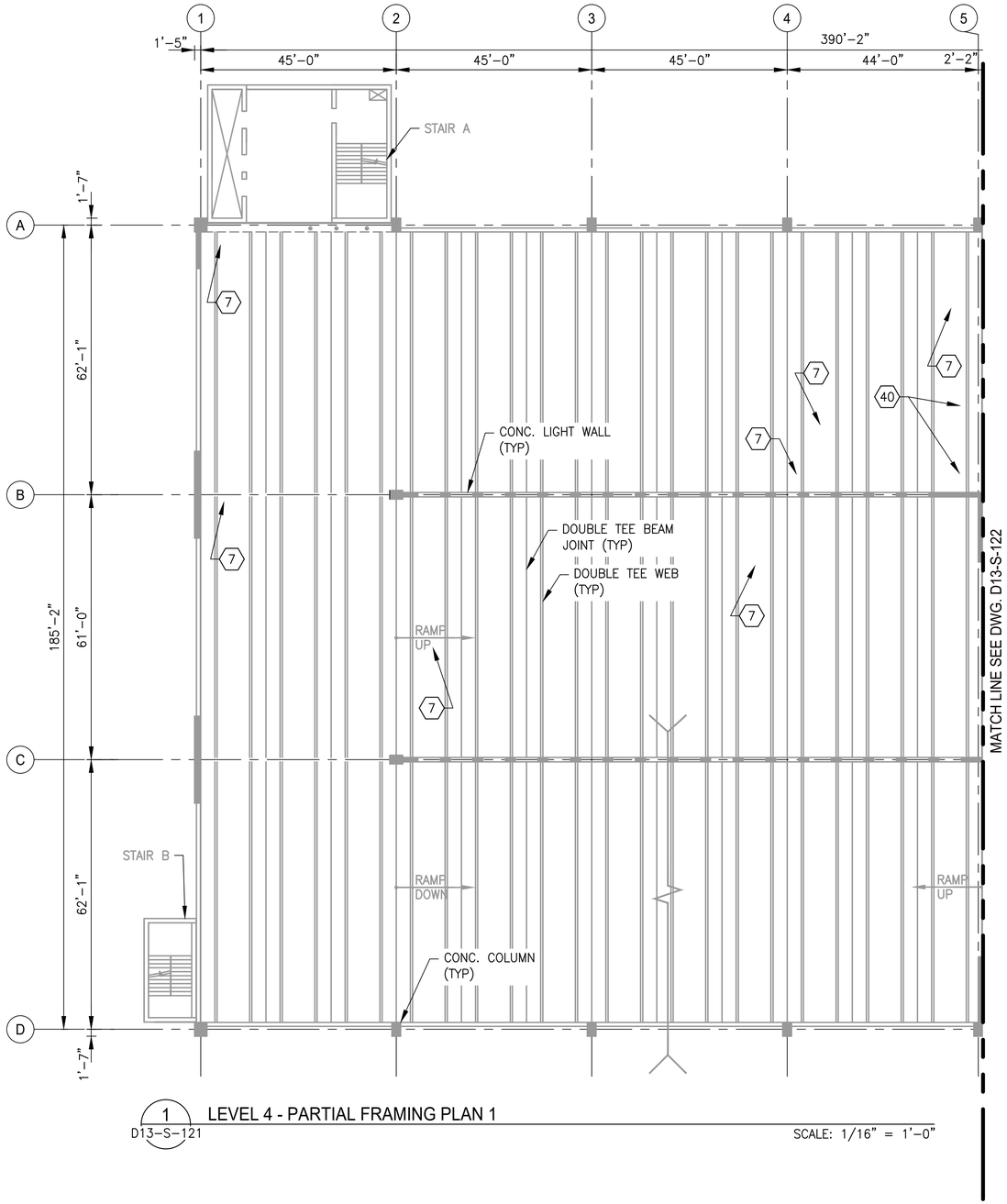

1 D13-S-121 LEVEL 4 - PARTIAL FRAMING PLAN 1

SCALE: 1/16" = 1'-0"

STRUCTURAL REPAIR QUANTITIES (LEVEL 4)			
KEY NOTES	QUANTITY	UNIT OF QTY.	NUMBER OF LOCATIONS
7	242	LF	22
13	6	SF	4
40	26	LF	2

DRAWING NOTES:

1. SEE DRAWING D13-S-002 FOR THE LIST OF KEY NOTES.

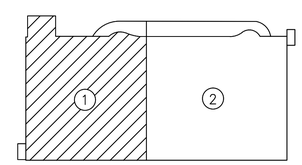

KEY PLAN

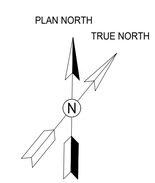

GFP A Gannett Fleming/Parsons JOINT VENTURE

STATE OF MARYLAND IFTEKHAR AHMAD No. 42582 PROFESSIONAL ENGINEER

"PROFESSIONAL CERTIFICATION: I HEREBY CERTIFY THAT THESE DOCUMENTS WERE PREPARED OR APPROVED BY ME, AND THAT I AM A DULY LICENSED PROFESSIONAL ENGINEER UNDER THE LAWS OF THE STATE OF MARYLAND."

LICENSE No. 42582

EXPIRATION DATE: 08/13/2018

- COMAR 09.23.03.10

DESIGNED	M. PARK	01/2018 DATE
DRAWN	L. NGUYEN	01/2018 DATE
CHECKED	L. KATSMAN	01/2018 DATE

REFERENCE DRAWINGS

NUMBER	TITLE

REVISIONS

DATE	NUM	DESCRIPTION
01/25/2018	0	FINAL SUBMITTAL

WASHINGTON METROPOLITAN AREA TRANSIT AUTHORITY

OFFICE OF DESIGN AND CONSTRUCTION
IRPG - FIXED FACILITIES

APPROVED 01/25/2018 DATE
JOHN PURDY
ENGINEERING MANAGER

APPROVED 01/25/2018 DATE
IFTEKHAR AHMAD
ENGINEER OF RECORD

REHABILITATION OF PARKING GARAGES
D13 - NEW CARROLLTON PARKING GARAGE
LEVEL 4
PARTIAL FRAMING PLAN 1

M NO.	CONTRACT NO.	SCALE	DRAWING NO.	SHEET NO.
M1301	FQ18064	1/16" = 1'-0"	D13-S-121	108 of 503

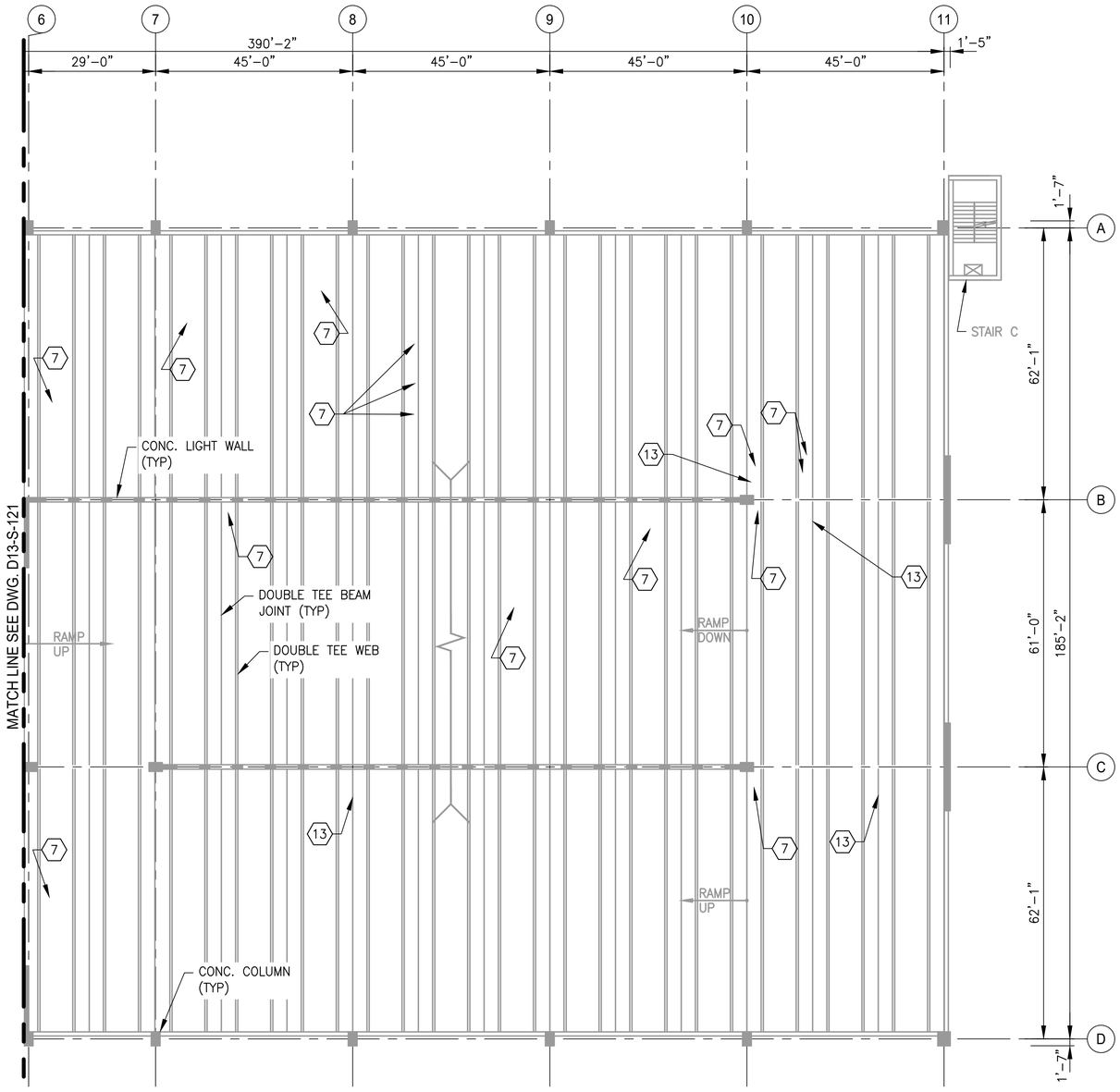

1 D13-S-122 LEVEL 4 - PARTIAL FRAMING PART 2

SCALE: 1/16" = 1'-0"

DRAWING NOTES:

1. SEE DRAWING D13-S-002 FOR THE LIST OF KEY NOTES.
2. SEE DRAWING D12-S-121 FOR REPAIR QUANTITY TABLE ON THIS LEVEL.

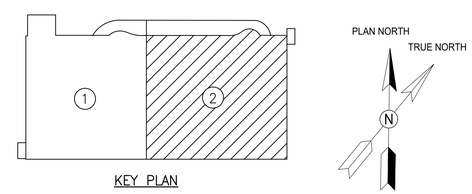

KEY PLAN

GFP A Gannett Fleming/Parsons JOINT VENTURE

STATE OF MARYLAND IFTEKHAR AHMAD No. 42582 PROFESSIONAL ENGINEER

"PROFESSIONAL CERTIFICATION: I HEREBY CERTIFY THAT THESE DOCUMENTS WERE PREPARED OR APPROVED BY ME, AND THAT I AM A DULY LICENSED PROFESSIONAL ENGINEER UNDER THE LAWS OF THE STATE OF MARYLAND."

LICENSE No. 42582

EXPIRATION DATE: 08/13/2018

- COMAR 09.23.03.10

DESIGNED	M. PARK	01/2018 DATE
DRAWN	L. NGUYEN	01/2018 DATE
CHECKED	L. KATSMAN	01/2018 DATE

REFERENCE DRAWINGS

NUMBER	TITLE

REVISIONS

DATE	NUM	DESCRIPTION
01/25/2018	0	FINAL SUBMITTAL

WASHINGTON METROPOLITAN AREA TRANSIT AUTHORITY

OFFICE OF DESIGN AND CONSTRUCTION
IRPG - FIXED FACILITIES

APPROVED 01/25/2018 DATE
JOHN PURDY
ENGINEERING MANAGER

APPROVED 01/25/2018 DATE
IFTEKHAR AHMAD
ENGINEER OF RECORD

REHABILITATION OF PARKING GARAGES
D13 - NEW CARROLLTON PARKING GARAGE
LEVEL 4
PARTIAL FRAMING PLAN 2

M NO.	CONTRACT NO.	SCALE	DRAWING NO.	SHEET NO.
M1301	FQ18064	1/16" = 1'-0"	D13-S-122	109 of 503

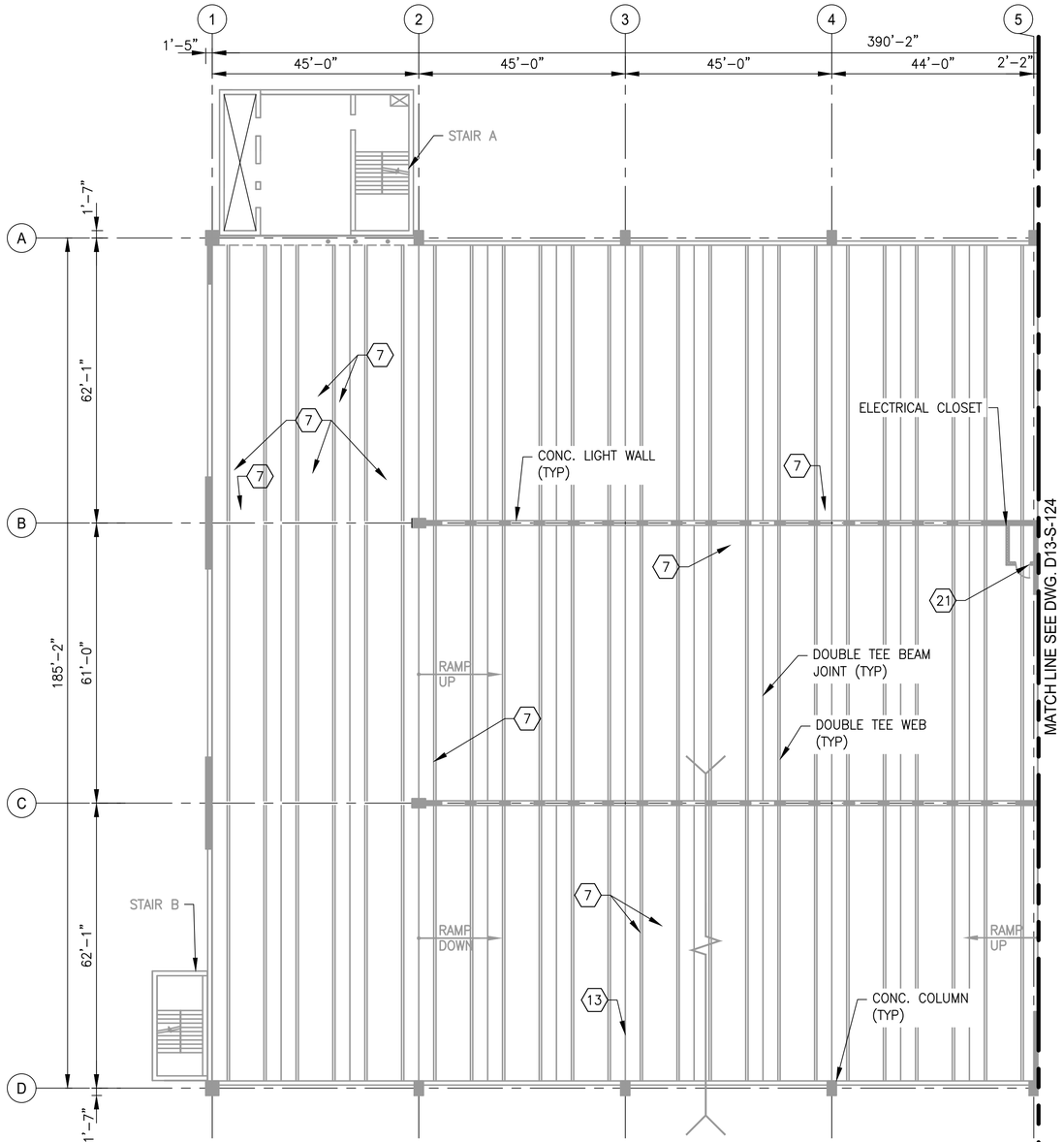

1 LEVEL 5 - PARTIAL FRAMING PLAN 1
D13-S-123

SCALE: 1/16" = 1'-0"

STRUCTURAL REPAIR QUANTITIES (LEVEL 5)			
KEY NOTES	QUANTITY	UNIT OF QTY.	NUMBER OF LOCATIONS
7	169	LF	19
13	9	SF	3
21	7	LF	1
25	2	EA	1

DRAWING NOTES:

1. SEE DRAWING D13-S-002 FOR THE LIST OF KEY NOTES.

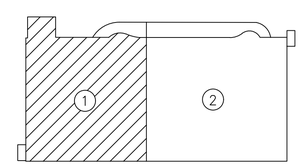

KEY PLAN

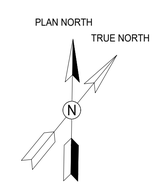

GFP A Gannett Fleming/Parsons JOINT VENTURE

STATE OF MARYLAND IFTEKHAR AHMAD No. 42582 PROFESSIONAL ENGINEER

"PROFESSIONAL CERTIFICATION: I HEREBY CERTIFY THAT THESE DOCUMENTS WERE PREPARED OR APPROVED BY ME, AND THAT I AM A DULY LICENSED PROFESSIONAL ENGINEER UNDER THE LAWS OF THE STATE OF MARYLAND."

LICENSE No. 42582

EXPIRATION DATE: 08/13/2018

- COMAR 09.23.03.10

DESIGNED	M. PARK	01/2018 DATE
DRAWN	L. NGUYEN	01/2018 DATE
CHECKED	L. KATSMAN	01/2018 DATE

REFERENCE DRAWINGS

NUMBER	TITLE

REVISIONS

DATE	NUM	DESCRIPTION
01/25/2018	0	FINAL SUBMITTAL

WASHINGTON METROPOLITAN AREA TRANSIT AUTHORITY

OFFICE OF DESIGN AND CONSTRUCTION
IRPG - FIXED FACILITIES

APPROVED 01/25/2018
JOHN PURDY DATE
ENGINEERING MANAGER

APPROVED 01/25/2018
IFTEKHAR AHMAD DATE
ENGINEER OF RECORD

REHABILITATION OF PARKING GARAGES
D13 - NEW CARROLLTON PARKING GARAGE
LEVEL 5
PARTIAL FRAMING PLAN 1

M NO.	CONTRACT NO.	SCALE	DRAWING NO.	SHEET NO.
M1301	FQ18064	1/16" = 1'-0"	D13-S-123	110 of 503

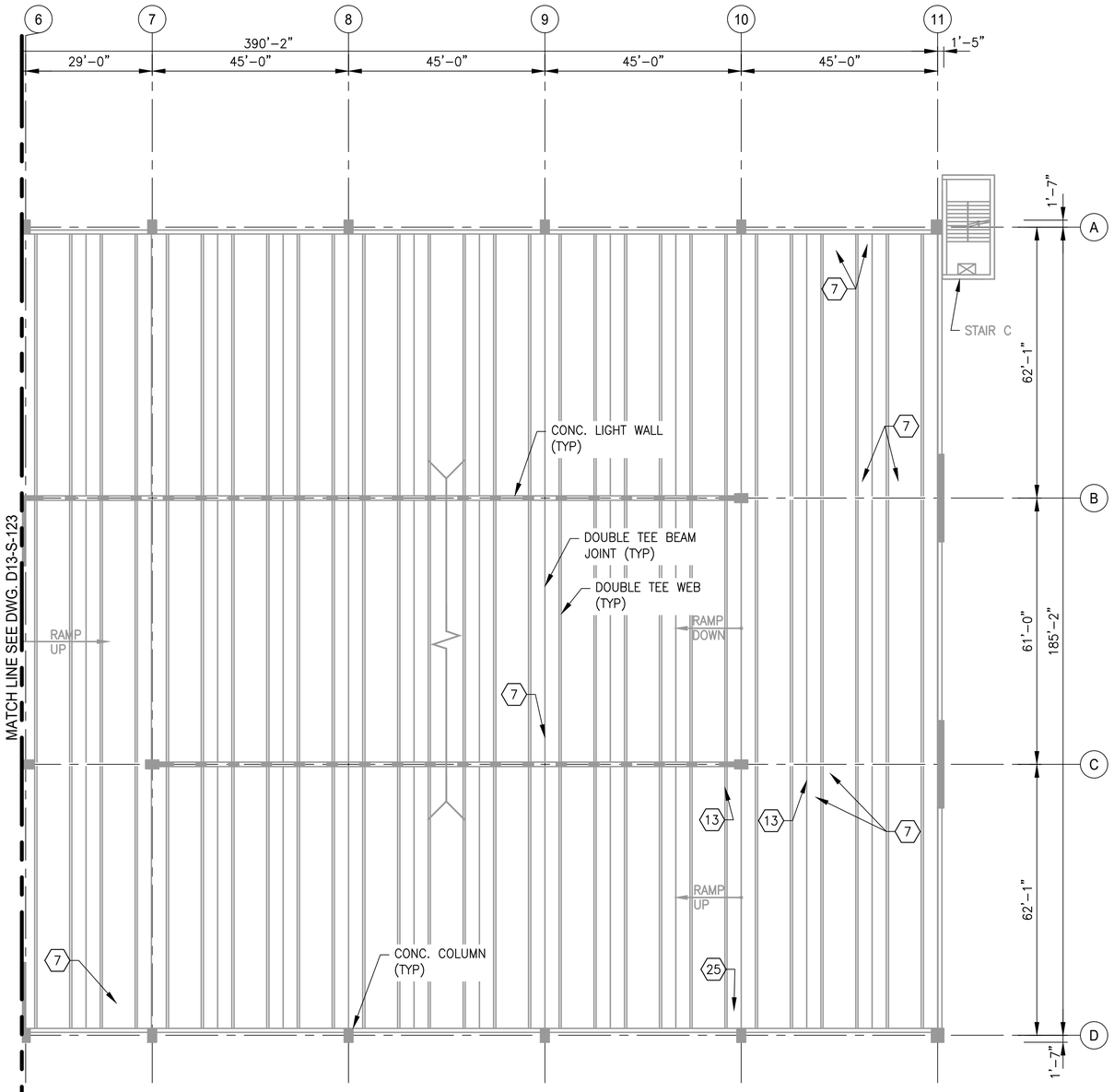

1 LEVEL 5 - PARTIAL FRAMING PLAN 2
D13-S-124

SCALE: 1/16" = 1'-0"

DRAWING NOTES:

1. SEE DRAWING D13-S-002 FOR THE LIST OF KEY NOTES.
2. SEE DRAWING D13-S-123 FOR REPAIR QUANTITY TABLE ON THIS LEVEL.

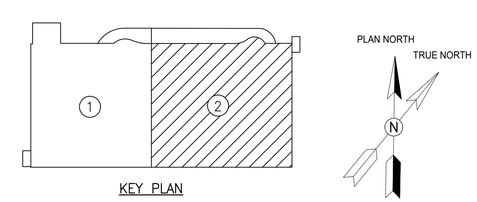

KEY PLAN

GFP A Gannett Fleming/Parsons JOINT VENTURE

STATE OF MARYLAND IFTEKHAR AHMAD No. 42582 PROFESSIONAL ENGINEER

"PROFESSIONAL CERTIFICATION: I HEREBY CERTIFY THAT THESE DOCUMENTS WERE PREPARED OR APPROVED BY ME, AND THAT I AM A DULY LICENSED PROFESSIONAL ENGINEER UNDER THE LAWS OF THE STATE OF MARYLAND."

LICENSE No. 42582

EXPIRATION DATE: 08/13/2018

- COMAR 09.23.03.10

DESIGNED	M. PARK	01/2018 DATE
DRAWN	L. NGUYEN	01/2018 DATE
CHECKED	L. KATSMAN	01/2018 DATE

REFERENCE DRAWINGS

NUMBER	TITLE

REVISIONS

DATE	NUM	DESCRIPTION
01/25/2018	0	FINAL SUBMITTAL

WASHINGTON METROPOLITAN AREA TRANSIT AUTHORITY

OFFICE OF DESIGN AND CONSTRUCTION
IRPG - FIXED FACILITIES

APPROVED 01/25/2018
JOHN PURDY DATE
ENGINEERING MANAGER

APPROVED 01/25/2018
IFTEKHAR AHMAD DATE
ENGINEER OF RECORD

REHABILITATION OF PARKING GARAGES
D13 - NEW CARROLLTON PARKING GARAGE
LEVEL 5
PARTIAL FRAMING PLAN 2

M NO.	CONTRACT NO.	SCALE	DRAWING NO.	SHEET NO.
M1301	FQ18064	1/16" = 1'-0"	D13-S-124	111 of 503

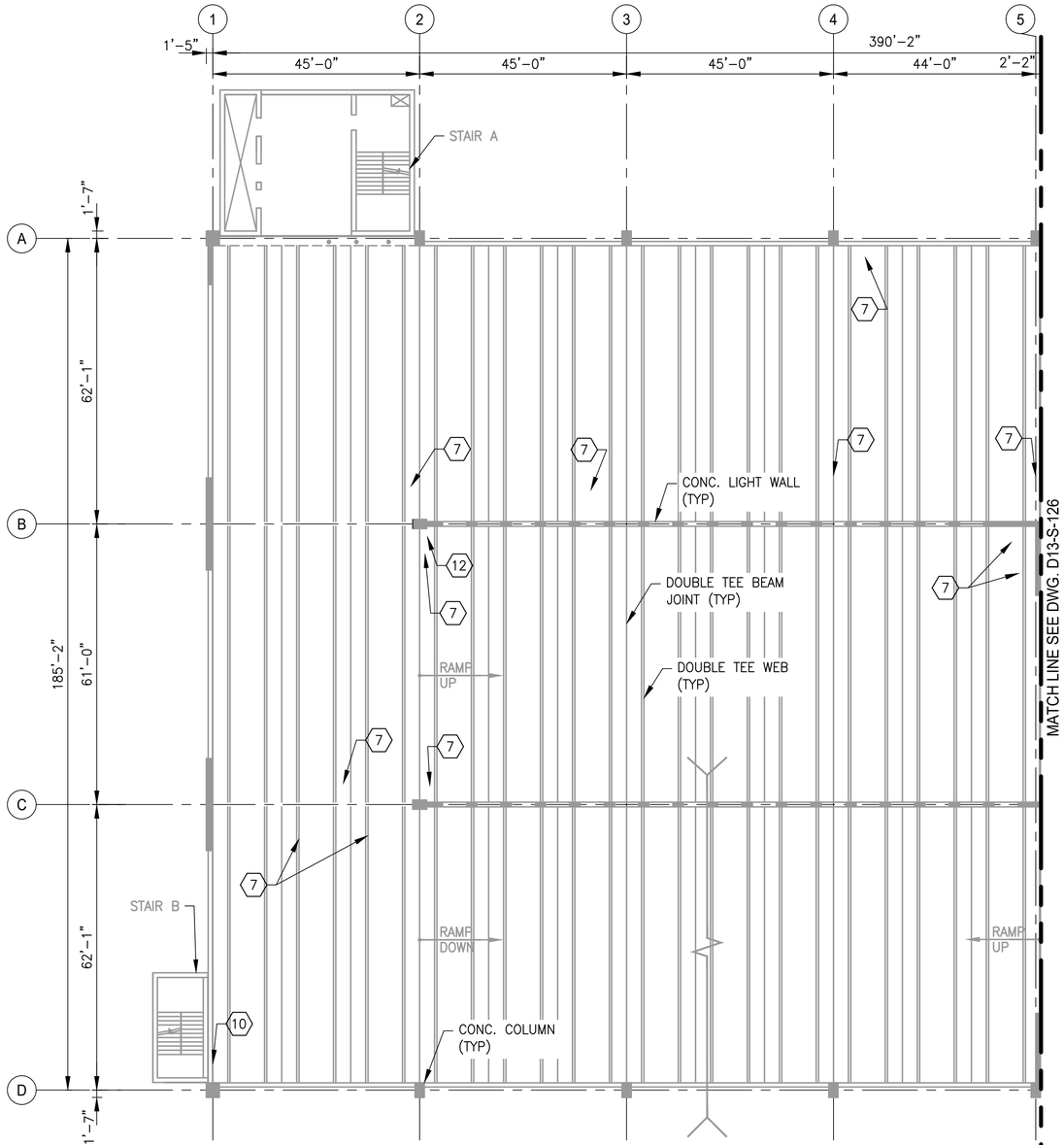

1 LEVEL 6 - PARTIAL FRAMING PLAN 1
D13-S-125

SCALE: 1/16" = 1'-0"

STRUCTURAL REPAIR QUANTITIES (THIS SHEET)			
KEY NOTES	QUANTITY	UNIT OF QTY.	NUMBER OF LOCATIONS
7	116	LF	17
9	3	LF	1
10	3	SF	1
12	2	SF	1

DRAWING NOTES:

1. SEE DRAWING D13-S-002 FOR THE LIST OF KEY NOTES.

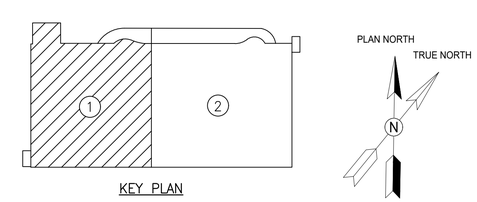

KEY PLAN

A Gannett Fleming/Parsons JOINT VENTURE

"PROFESSIONAL CERTIFICATION: I HEREBY CERTIFY THAT THESE DOCUMENTS WERE PREPARED OR APPROVED BY ME, AND THAT I AM A DULY LICENSED PROFESSIONAL ENGINEER UNDER THE LAWS OF THE STATE OF MARYLAND."

LICENSE No. 42582

EXPIRATION DATE: 08/13/2018

- COMAR 09.23.03.10

DESIGNED	M. PARK	01/2018 DATE
DRAWN	L. NGUYEN	01/2018 DATE
CHECKED	L. KATSMAN	01/2018 DATE

REFERENCE DRAWINGS		REVISIONS		
NUMBER	TITLE	DATE	NUM	DESCRIPTION
		01/25/2018	0	FINAL SUBMITTAL

WASHINGTON METROPOLITAN AREA TRANSIT AUTHORITY

OFFICE OF DESIGN AND CONSTRUCTION
IRPG - FIXED FACILITIES

APPROVED 01/25/2018 DATE
JOHN PURDY
ENGINEERING MANAGER

APPROVED 01/25/2018 DATE
IFTEKHAR AHMAD
ENGINEER OF RECORD

REHABILITATION OF PARKING GARAGES
D13 - NEW CARROLLTON PARKING GARAGE
LEVEL 6
PARTIAL FRAMING PLAN 1

M NO.	CONTRACT NO.	SCALE	DRAWING NO.	SHEET NO.
M1301	FQ18064	1/16" = 1'-0"	D13-S-125	112 of 503

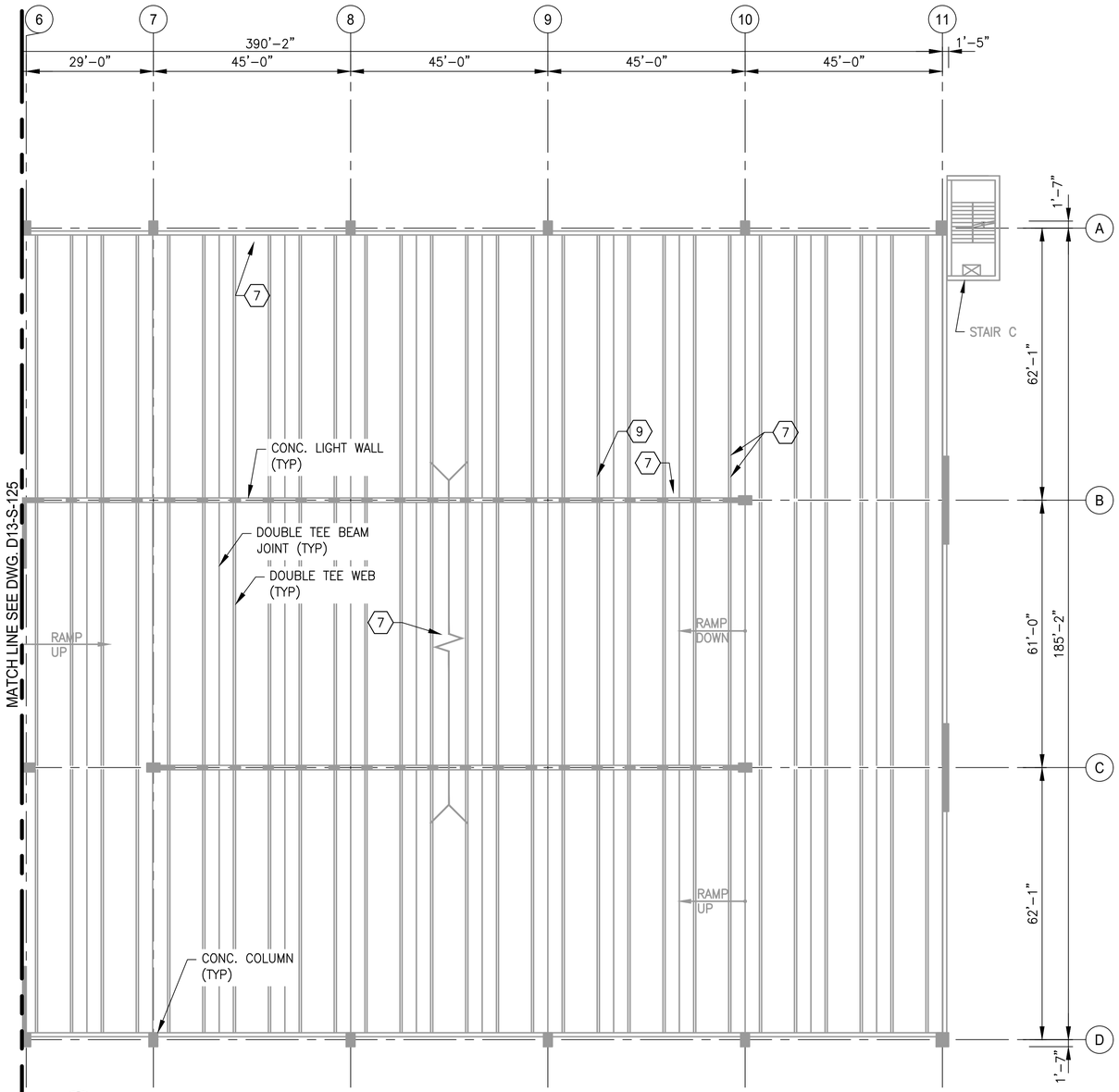

1 D13-S-126 LEVEL 6 - PARTIAL FRAMING PLAN 2

SCALE: 1/16" = 1'-0"

DRAWING NOTES:

1. SEE DRAWING D13-S-002 FOR THE LIST OF KEY NOTES.
2. SEE DRAWING D13-S-125 FOR REPAIR QUANTITY TABLE ON THIS LEVEL.

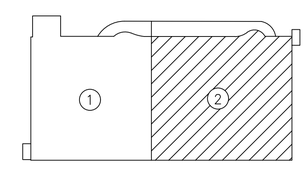

KEY PLAN

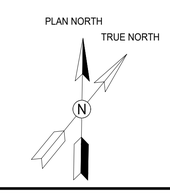

GFP A Gannett Fleming/Parsons JOINT VENTURE

STATE OF MARYLAND IFTEKHAR AHMAD No. 42582 PROFESSIONAL ENGINEER

"PROFESSIONAL CERTIFICATION: I HEREBY CERTIFY THAT THESE DOCUMENTS WERE PREPARED OR APPROVED BY ME, AND THAT I AM A DULY LICENSED PROFESSIONAL ENGINEER UNDER THE LAWS OF THE STATE OF MARYLAND."

LICENSE No. 42582

EXPIRATION DATE: 08/13/2018

- COMAR 09.23.03.10

DESIGNED	M. PARK	01/2018 DATE
DRAWN	L. NGUYEN	01/2018 DATE
CHECKED	L. KATSMAN	01/2018 DATE

REFERENCE DRAWINGS

NUMBER	TITLE

REVISIONS

DATE	NUM	DESCRIPTION
01/25/2018	0	FINAL SUBMITTAL

WASHINGTON METROPOLITAN AREA TRANSIT AUTHORITY

OFFICE OF DESIGN AND CONSTRUCTION
IRPG - FIXED FACILITIES

APPROVED 01/25/2018
JOHN PURDY DATE
ENGINEERING MANAGER

APPROVED 01/25/2018
IFTEKHAR AHMAD DATE
ENGINEER OF RECORD

REHABILITATION OF PARKING GARAGES
D13 - NEW CARROLLTON PARKING GARAGE
LEVEL 6
PARTIAL FRAMING PLAN 2

M NO.	CONTRACT NO.	SCALE	DRAWING NO.	SHEET NO.
M1301	FQ18064	1/16" = 1'-0"	D13-S-126	113 of 503

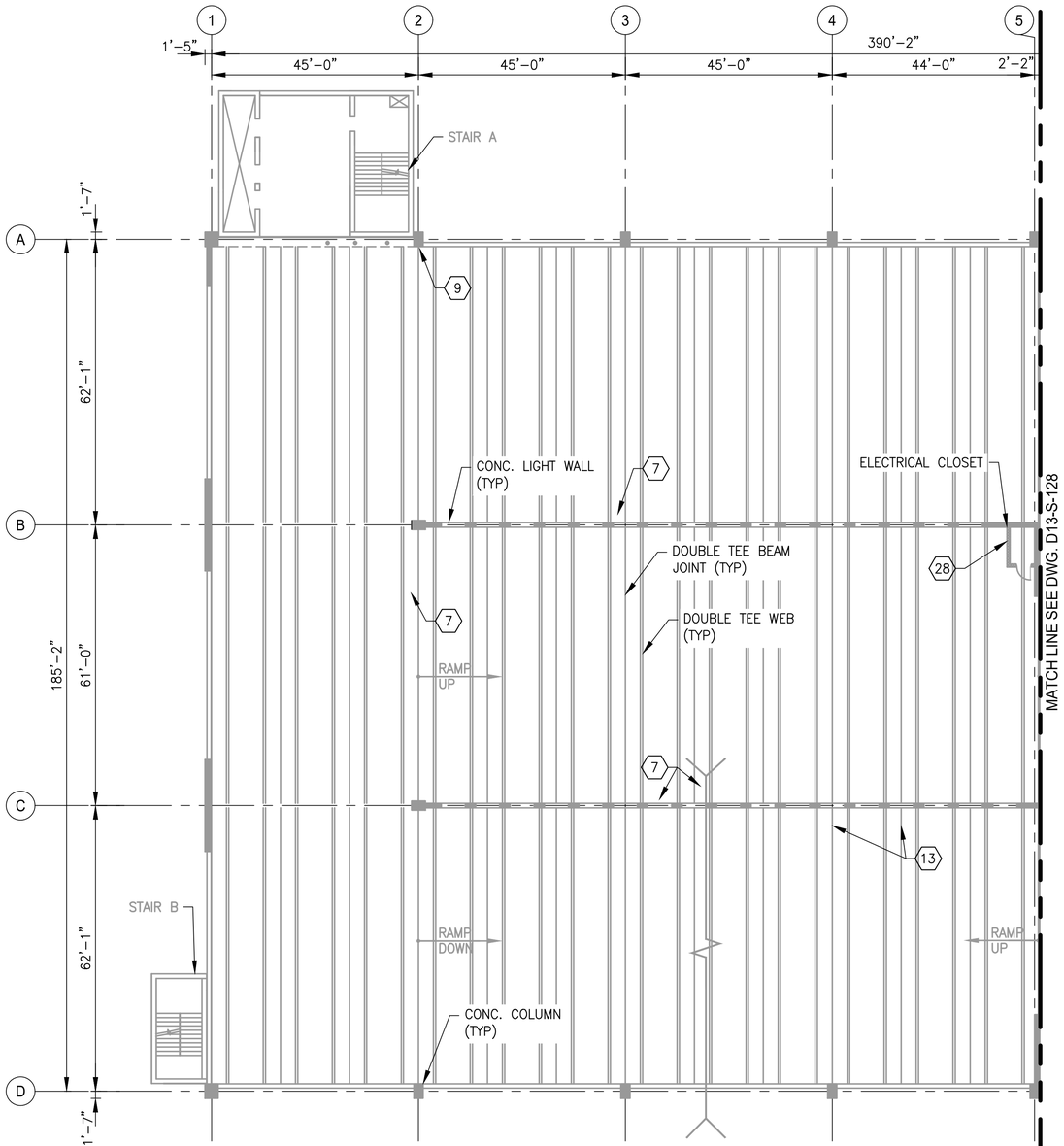

1 D13-S-127 LEVEL 7 - PARTIAL FRAMING PLAN 1

SCALE: 1/16" = 1'-0"

STRUCTURAL REPAIR QUANTITIES (LEVEL 7)			
KEY NOTES	QUANTITY	UNIT OF QTY.	NUMBER OF LOCATIONS
7	121	LF	15
9	29	LF	2
13	23	SF	5
18	2	EA	1
28	13	LF	1

DRAWING NOTES:

1. SEE DRAWING D13-S-002 FOR THE LIST OF KEY NOTES.

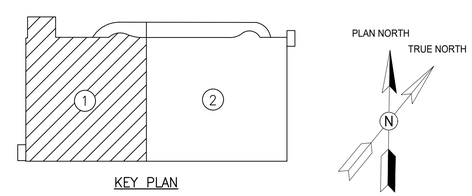

KEY PLAN

A Gannett Fleming/Parsons JOINT VENTURE

STATE OF MARYLAND IFTEKHAR AHMAD No. 42582 PROFESSIONAL ENGINEER

"PROFESSIONAL CERTIFICATION: I HEREBY CERTIFY THAT THESE DOCUMENTS WERE PREPARED OR APPROVED BY ME, AND THAT I AM A DULY LICENSED PROFESSIONAL ENGINEER UNDER THE LAWS OF THE STATE OF MARYLAND."

LICENSE No. 42582

EXPIRATION DATE: 08/13/2018

- COMAR 09.23.03.10

DESIGNED	M. PART	01/2018 DATE
DRAWN	L. NGUYEN	01/2018 DATE
CHECKED	L. KATSMAN	01/2018 DATE

REFERENCE DRAWINGS

NUMBER	TITLE

REVISIONS

DATE	NUM	DESCRIPTION
01/25/2018	0	FINAL SUBMITTAL

WASHINGTON METROPOLITAN AREA TRANSIT AUTHORITY

OFFICE OF DESIGN AND CONSTRUCTION
IRPG - FIXED FACILITIES

APPROVED 01/25/2018
JOHN PURDY DATE
ENGINEERING MANAGER

APPROVED 01/25/2018
IFTEKHAR AHMAD DATE
ENGINEER OF RECORD

REHABILITATION OF PARKING GARAGES
D13 - NEW CARROLLTON PARKING GARAGE
LEVEL 7
PARTIAL FRAMING PLAN 1

M NO.	CONTRACT NO.	SCALE	DRAWING NO.	SHEET NO.
M1301	FQ18064	1/16" = 1'-0"	D13-S-127	114 of 503

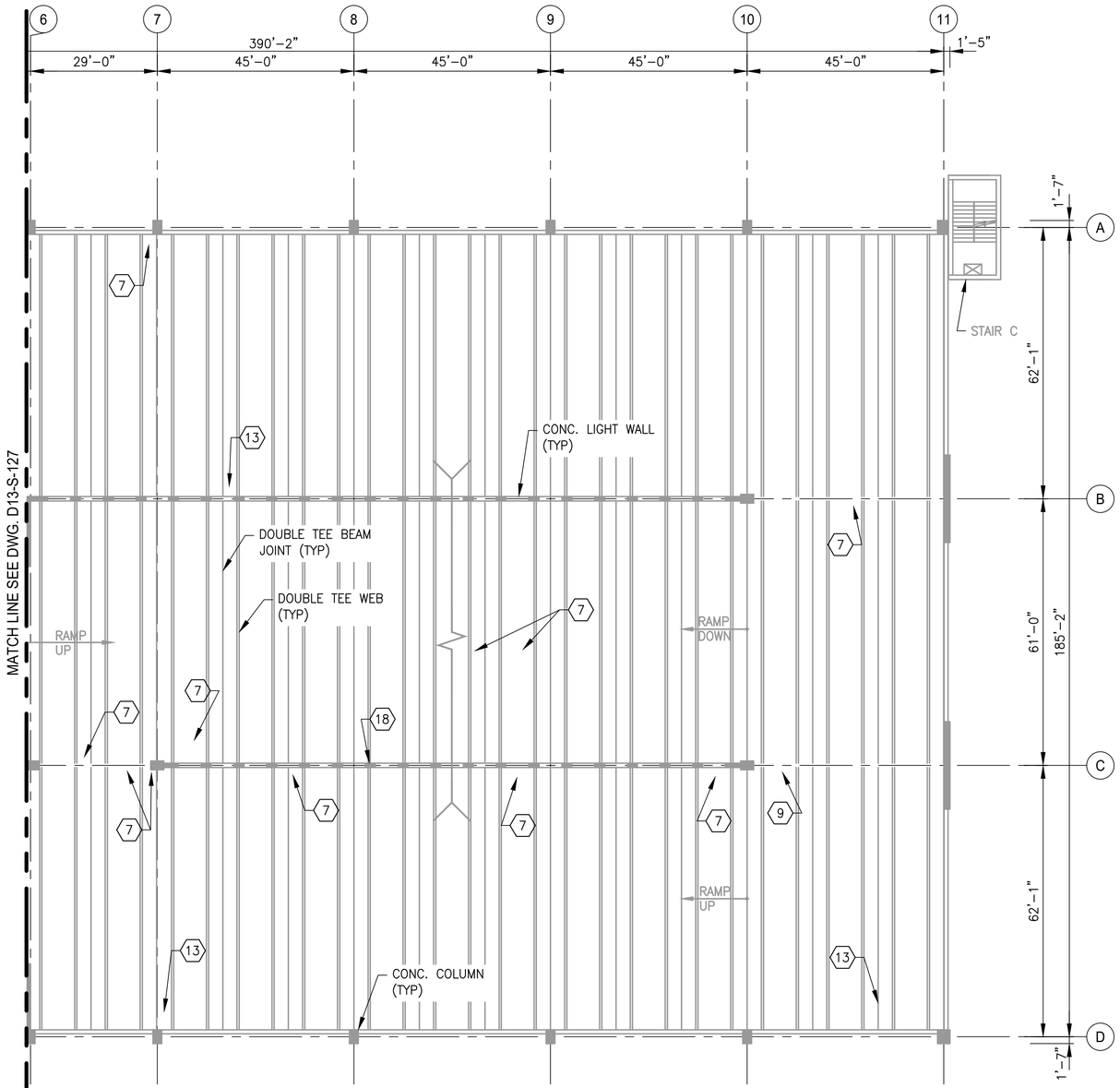

1 / D13-S-128 LEVEL 7 - PARTIAL FRAMING PLAN 2

SCALE: 1/16" = 1'-0"

DRAWING NOTES:

1. SEE DRAWING D13-S-002 FOR THE LIST OF KEY NOTES.
2. SEE DRAWING D13-S-127 FOR REPAIR QUANTITY TABLE ON THIS LEVEL.

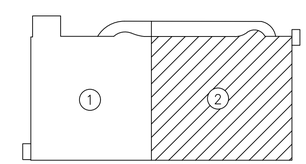

KEY PLAN

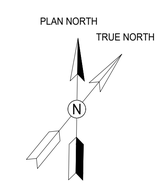

GFP A Gannett Fleming/Parsons JOINT VENTURE

STATE OF MARYLAND IFTEKHAR AHMAD No. 42582 PROFESSIONAL ENGINEER

"PROFESSIONAL CERTIFICATION: I HEREBY CERTIFY THAT THESE DOCUMENTS WERE PREPARED OR APPROVED BY ME, AND THAT I AM A DULY LICENSED PROFESSIONAL ENGINEER UNDER THE LAWS OF THE STATE OF MARYLAND."

LICENSE No. 42582

EXPIRATION DATE: 08/13/2018

- COMAR 09.23.03.10

DESIGNED	M. PARK	01/2018 DATE
DRAWN	L. NGUYEN	01/2018 DATE
CHECKED	L. KATSMAN	01/2018 DATE

REFERENCE DRAWINGS

NUMBER	TITLE

REVISIONS

DATE	NUM	DESCRIPTION
01/25/2018	0	FINAL SUBMITTAL

WASHINGTON METROPOLITAN AREA TRANSIT AUTHORITY

OFFICE OF DESIGN AND CONSTRUCTION
IRPG - FIXED FACILITIES

APPROVED 01/25/2018 DATE
JOHN PURDY
ENGINEERING MANAGER

APPROVED 01/25/2018 DATE
IFTEKHAR AHMAD
ENGINEER OF RECORD

REHABILITATION OF PARKING GARAGES
D13 - NEW CARROLLTON PARKING GARAGE
LEVEL 7
PARTIAL FRAMING PLAN 2

M NO.	CONTRACT NO.	SCALE	DRAWING NO.	SHEET NO.
M1301	FQ18064	1/16" = 1'-0"	D13-S-128	115 of 503

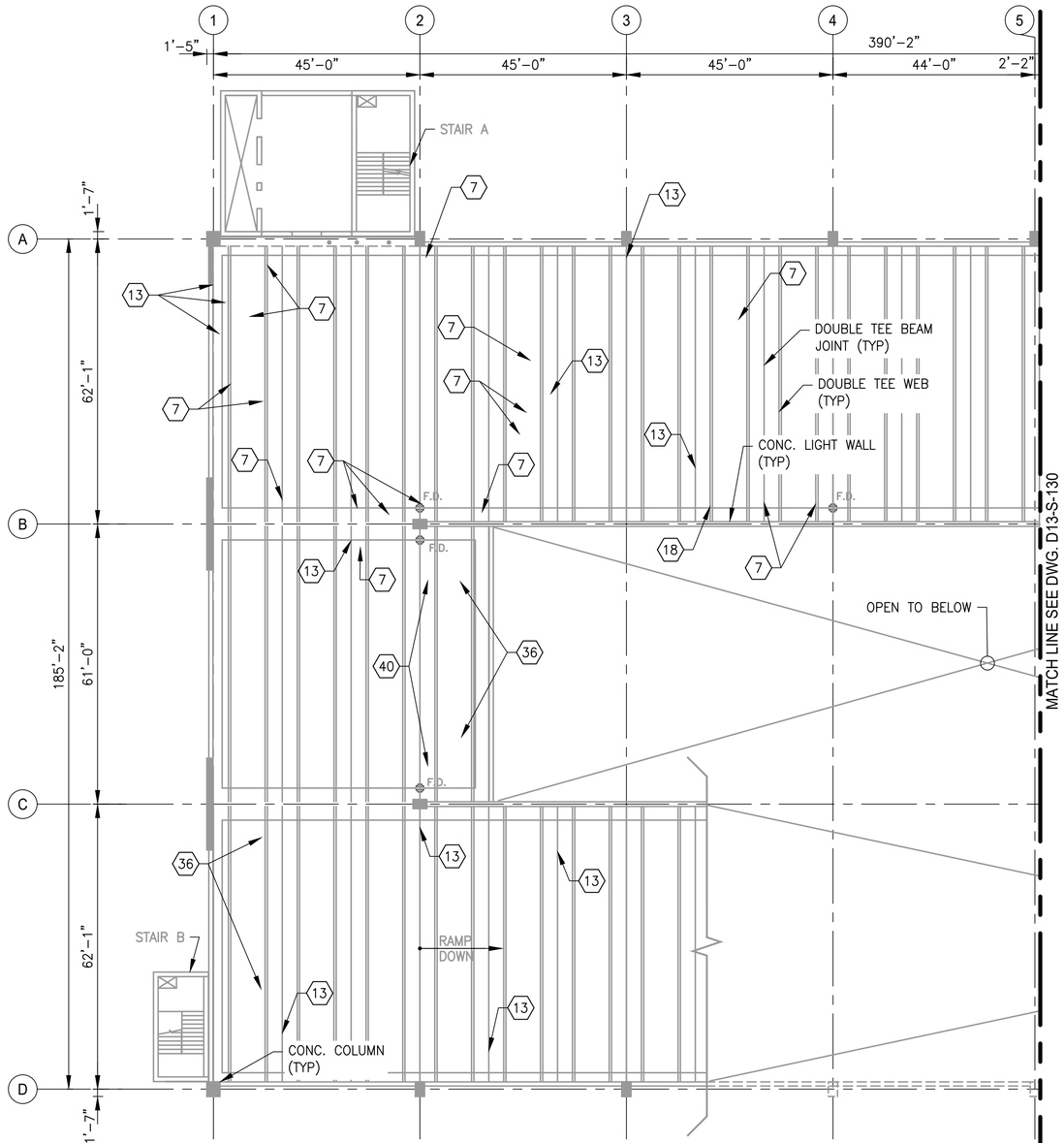

1 LEVEL 8 - PARTIAL FRAMING PLAN 1
D13-S-129

SCALE: 1/16" = 1'-0"

STRUCTURAL REPAIR QUANTITIES (LEVEL 8)			
KEY NOTES	QUANTITY	UNIT OF QTY.	NUMBER OF LOCATIONS
7	422	LF	34
13	54	SF	15
17	1	EA	1
18	2	EA	1
*36	24	EA	3
40	286	LF	2

* NOTE: FOR SEVERE LONGITUDINAL CRACKS IN DOUBLE TEE FLANGE, REPAIR DETAIL 36/S-517 SHALL BE PROVIDED.

DRAWING NOTES:

1. SEE DRAWING D13-S-002 FOR THE LIST OF KEY NOTES.

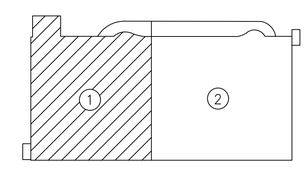

KEY PLAN

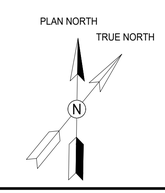

GFP A Gannett Fleming/Parsons JOINT VENTURE

STATE OF MARYLAND IFTEKHAR AHMAD No. 42582 PROFESSIONAL ENGINEER

"PROFESSIONAL CERTIFICATION: I HEREBY CERTIFY THAT THESE DOCUMENTS WERE PREPARED OR APPROVED BY ME, AND THAT I AM A DULY LICENSED PROFESSIONAL ENGINEER UNDER THE LAWS OF THE STATE OF MARYLAND."

LICENSE No. 42582

EXPIRATION DATE: 08/13/2018

- COMAR 09.23.03.10

DESIGNED	M. PARK	01/2018 DATE
DRAWN	L. NGUYEN	01/2018 DATE
CHECKED	L. KATSMAN	01/2018 DATE

REFERENCE DRAWINGS

NUMBER	TITLE

REVISIONS

DATE	NUM	DESCRIPTION
01/25/2018	0	FINAL SUBMITTAL

WASHINGTON METROPOLITAN AREA TRANSIT AUTHORITY

OFFICE OF DESIGN AND CONSTRUCTION
IRPG - FIXED FACILITIES

APPROVED 01/25/2018
JOHN PURDY DATE
ENGINEERING MANAGER

APPROVED 01/25/2018
IFTEKHAR AHMAD DATE
ENGINEER OF RECORD

REHABILITATION OF PARKING GARAGES
D13 - NEW CARROLLTON PARKING GARAGE
LEVEL 8
PARTIAL FRAMING PLAN 1

M NO.	CONTRACT NO.	SCALE	DRAWING NO.	SHEET NO.
M1301	FQ18064	1/16" = 1'-0"	D13-S-129	116 of 503

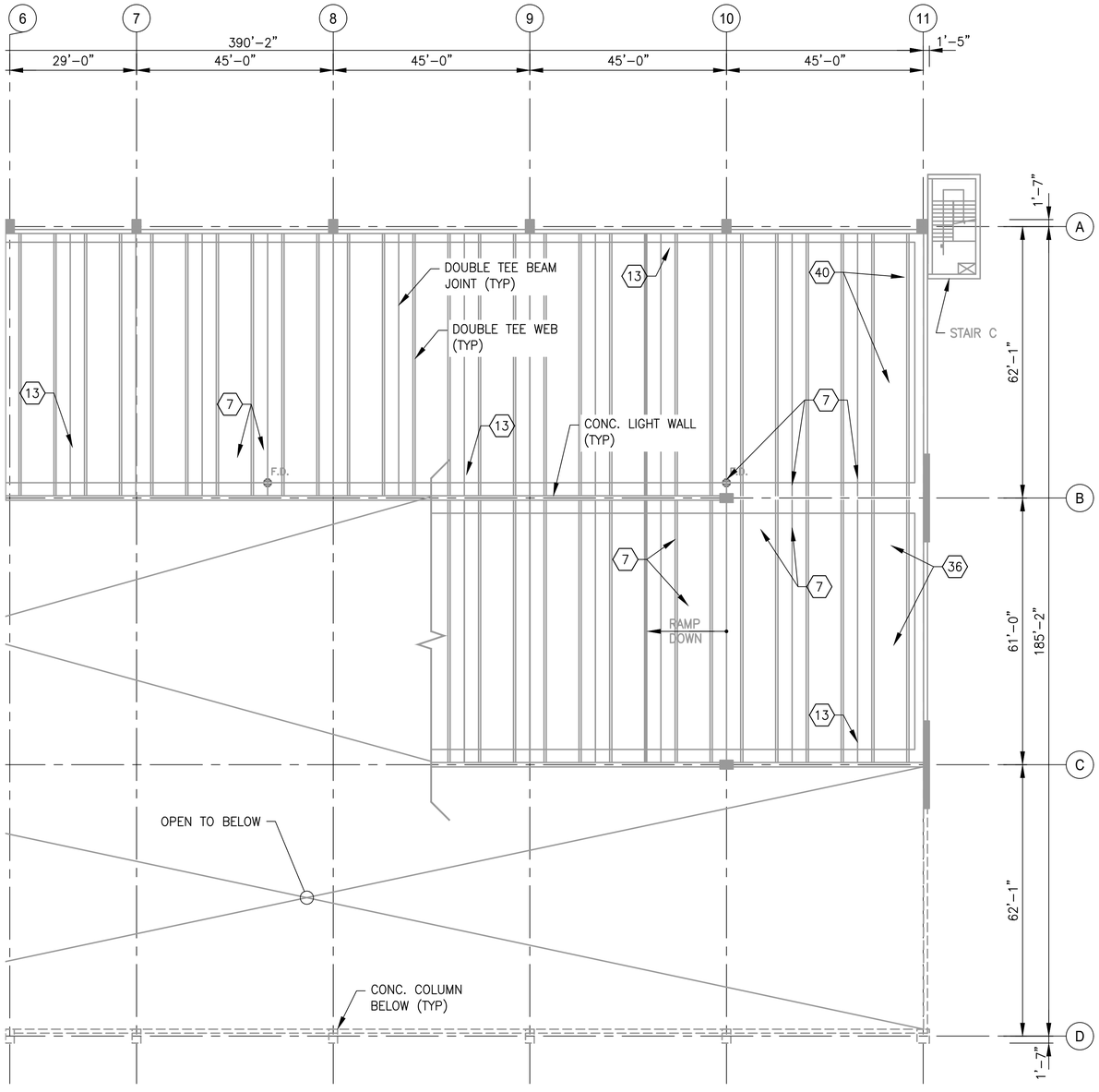

1 LEVEL 8 - PARTIAL FRAMING PLAN 2
D13-S-130

SCALE: 1/16" = 1'-0"

MATCH LINE SEE DWG. D13-S-129

DRAWING NOTES:

1. SEE DRAWING D13-S-002 FOR THE LIST OF KEY NOTES.
2. SEE DRAWING D13-S-129 FOR REPAIR QUANTITY TABLE ON THIS LEVEL.

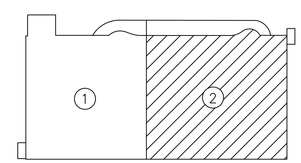

KEY PLAN

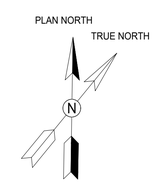

GFP A Gannett Fleming/Parsons JOINT VENTURE

STATE OF MARYLAND IFTEKHAR AHMAD No. 42582 PROFESSIONAL ENGINEER

"PROFESSIONAL CERTIFICATION: I HEREBY CERTIFY THAT THESE DOCUMENTS WERE PREPARED OR APPROVED BY ME, AND THAT I AM A DULY LICENSED PROFESSIONAL ENGINEER UNDER THE LAWS OF THE STATE OF MARYLAND."

LICENSE No. 42582

EXPIRATION DATE: 08/13/2018

- COMAR 09.23.03.10

DESIGNED	M. PARK	01/2018 DATE
DRAWN	L. NGUYEN	01/2018 DATE
CHECKED	L. KATSMAN	01/2018 DATE

REFERENCE DRAWINGS

NUMBER	TITLE

REVISIONS

DATE	NUM	DESCRIPTION
01/25/2018	0	FINAL SUBMITTAL

WASHINGTON METROPOLITAN AREA TRANSIT AUTHORITY

OFFICE OF DESIGN AND CONSTRUCTION
IRPG - FIXED FACILITIES

APPROVED 01/25/2018 DATE
JOHN PURDY
ENGINEERING MANAGER

APPROVED 01/25/2018 DATE
IFTEKHAR AHMAD
ENGINEER OF RECORD

REHABILITATION OF PARKING GARAGES
D13 - NEW CARROLLTON PARKING GARAGE
LEVEL 8
PARTIAL FRAMING PLAN 2

M NO.	CONTRACT NO.	SCALE	DRAWING NO.	SHEET NO.
M1301	FQ18064	1/16" = 1'-0"	D13-S-130	117 of 503

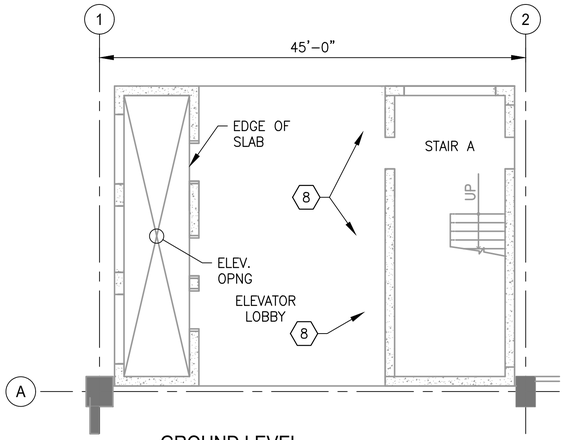

1 GROUND LEVEL
STAIR A / ELEVATOR FLOOR PLAN
D13-S-400 SCALE: 1/8" = 1'-0"

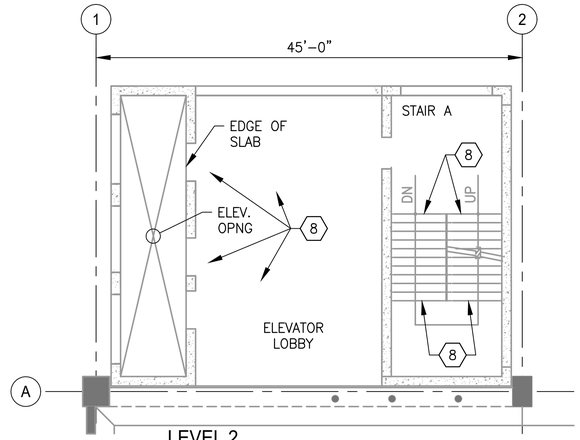

2 LEVEL 2
STAIR A / ELEVATOR FLOOR PLAN
D13-S-400 SCALE: 1/8" = 1'-0"

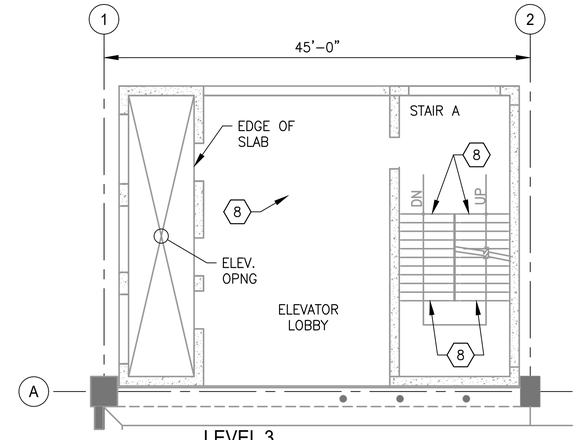

3 LEVEL 3
STAIR A / ELEVATOR FLOOR PLAN
D13-S-400 SCALE: 1/8" = 1'-0"

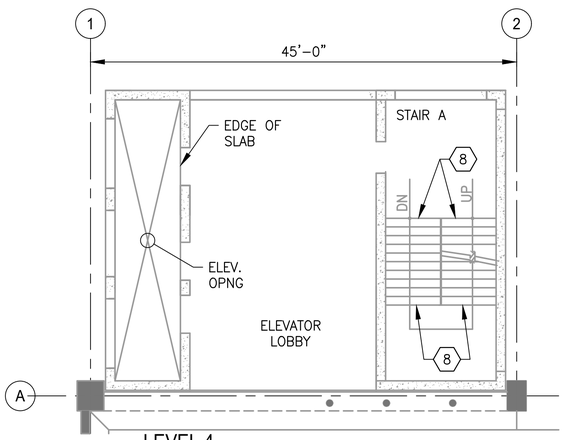

4 LEVEL 4
STAIR A / ELEVATOR FLOOR PLAN
D13-S-400 SCALE: 1/8" = 1'-0"

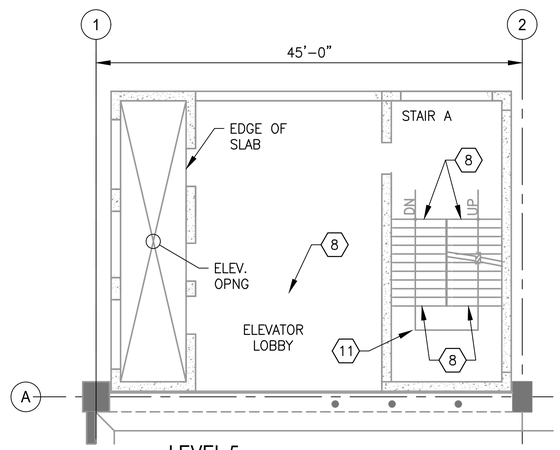

5 LEVEL 5
STAIR A / ELEVATOR FLOOR PLAN
D13-S-400 SCALE: 1/8" = 1'-0"

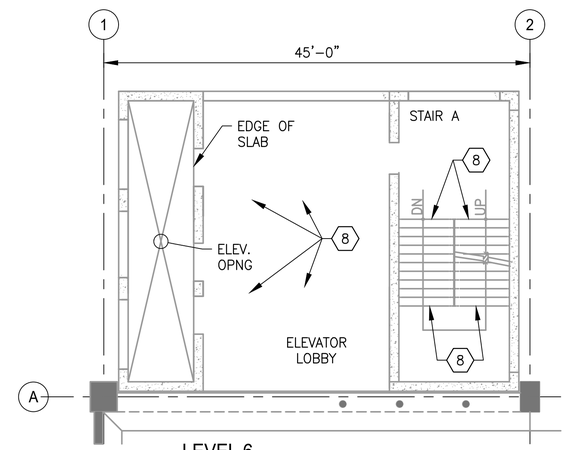

6 LEVEL 6
STAIR A / ELEVATOR FLOOR PLAN
D13-S-400 SCALE: 1/8" = 1'-0"

DRAWING NOTES:

1. SEE DRAWING D13-S-002 FOR THE LIST OF KEY NOTES.

STRUCTURAL REPAIR QUANTITIES (STAIR A / ELEVATOR)

KEY NOTES	QUANTITY	UNIT OF QTY.	NUMBER OF LOCATIONS
8	397	LF	54
9	82	LF	9
10	3	SF	1
11	2	SF	1
12	2	SF	1

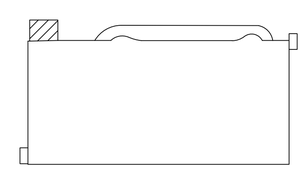

KEY PLAN

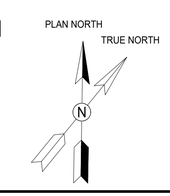

GFP A Gannett Fleming/Parsons JOINT VENTURE

STATE OF MARYLAND IFTEKHAR AHMAD No. 42582 PROFESSIONAL ENGINEER

"PROFESSIONAL CERTIFICATION: I HEREBY CERTIFY THAT THESE DOCUMENTS WERE PREPARED OR APPROVED BY ME, AND THAT I AM A DULY LICENSED PROFESSIONAL ENGINEER UNDER THE LAWS OF THE STATE OF MARYLAND."

LICENSE No. 42582

EXPIRATION DATE: 08/13/2018

- COMAR 09.23.03.10

DESIGNED	M. PARK	01/2018 DATE
DRAWN	L. NGUYEN	01/2018 DATE
CHECKED	L. KATSMAN	01/2018 DATE

REFERENCE DRAWINGS

NUMBER	TITLE

REVISIONS

DATE	NUM	DESCRIPTION
01/25/2018	0	FINAL SUBMITTAL

WASHINGTON METROPOLITAN AREA TRANSIT AUTHORITY

OFFICE OF DESIGN AND CONSTRUCTION
IRPG - FIXED FACILITIES

APPROVED 01/25/2018 DATE
JOHN PURDY
ENGINEERING MANAGER

APPROVED 01/25/2018 DATE
IFTEKHAR AHMAD
ENGINEER OF RECORD

REHABILITATION OF PARKING GARAGES
D13 - NEW CARROLLTON PARKING GARAGE
STAIR A / ELEVATOR
FLOOR PLANS

M NO.	CONTRACT NO.	SCALE	DRAWING NO.	SHEET NO.
M1301	FQ18064	AS NOTED	D13-S-400	118 of 503

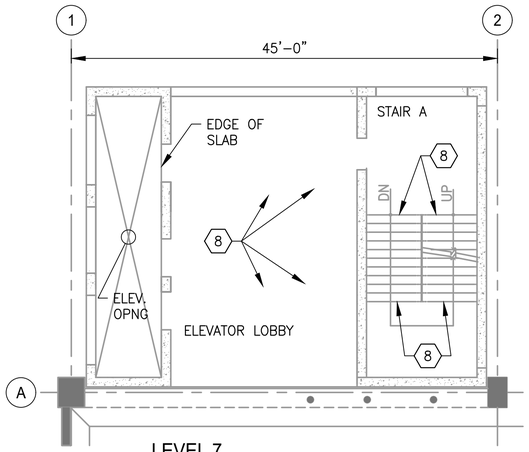

1 LEVEL 7
STAIR A / ELEVATOR FLOOR PLAN
D13-S-401 SCALE: 1/8" = 1'-0"

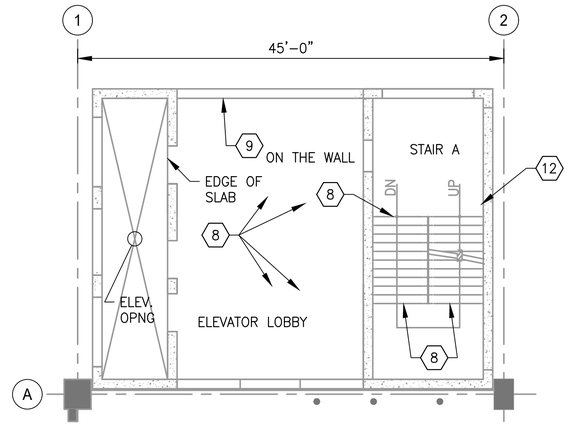

2 LEVEL 8
STAIR A / ELEVATOR FLOOR PLAN
D13-S-401 SCALE: 1/8" = 1'-0"

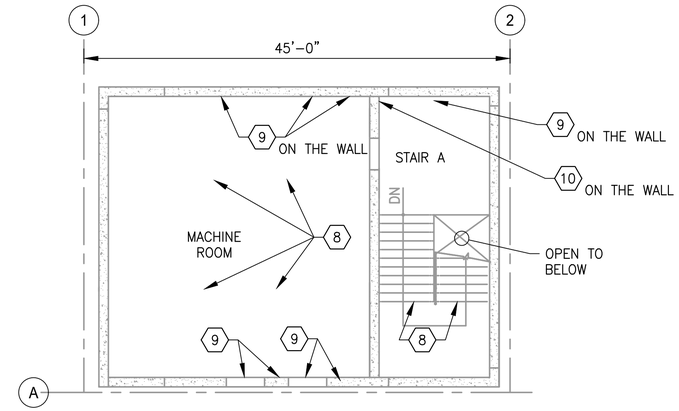

3 STAIR A / ELEVATOR MACHINE ROOM PLAN
D13-S-401 SCALE: 1/8" = 1'-0"

DRAWING NOTES:

1. SEE DRAWING D13-S-002 FOR THE LIST OF KEY NOTES.
2. SEE DRAWING D13-S-400 FOR REPAIR QUANTITY TABLE ON STAIR A.

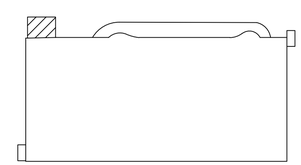

KEY PLAN

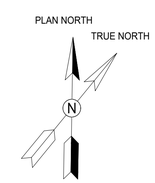

GFP A Gannett Fleming/Parsons JOINT VENTURE

STATE OF MARYLAND IFTEKHAR AHMAD No. 42582 PROFESSIONAL ENGINEER

"PROFESSIONAL CERTIFICATION: I HEREBY CERTIFY THAT THESE DOCUMENTS WERE PREPARED OR APPROVED BY ME, AND THAT I AM A DULY LICENSED PROFESSIONAL ENGINEER UNDER THE LAWS OF THE STATE OF MARYLAND."

LICENSE No. 42582

EXPIRATION DATE: 08/13/2018

- COMAR 09.23.03.10

DESIGNED	M. PARK	01/2018 DATE
DRAWN	L. NGUYEN	01/2018 DATE
CHECKED	L. KATSMAN	01/2018 DATE

REFERENCE DRAWINGS

NUMBER	TITLE

REVISIONS

DATE	NUM	DESCRIPTION
01/25/2018	0	FINAL SUBMITTAL

WASHINGTON METROPOLITAN AREA TRANSIT AUTHORITY

OFFICE OF DESIGN AND CONSTRUCTION
IRPG - FIXED FACILITIES

APPROVED 01/25/2018 DATE
JOHN PURDY
ENGINEERING MANAGER

APPROVED 01/25/2018 DATE
IFTEKHAR AHMAD
ENGINEER OF RECORD

REHABILITATION OF PARKING GARAGES
D13 - NEW CARROLLTON PARKING GARAGE
STAIR A / ELEVATOR
FLOOR PLANS

M NO.	CONTRACT NO.	SCALE	DRAWING NO.	SHEET NO.
M1301	FQ18064	AS NOTED	D13-S-401	119 of 503

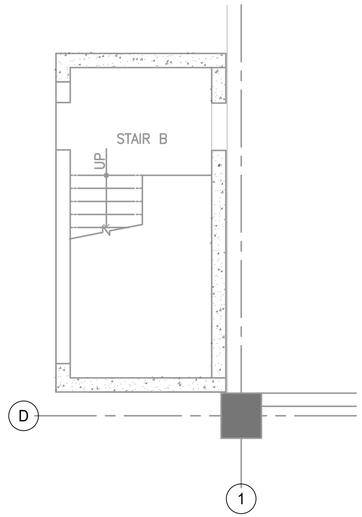

1 GROUND LEVEL - STAIR B FLOOR PLAN
D13-S-402 SCALE: 3/16" = 1'-0"

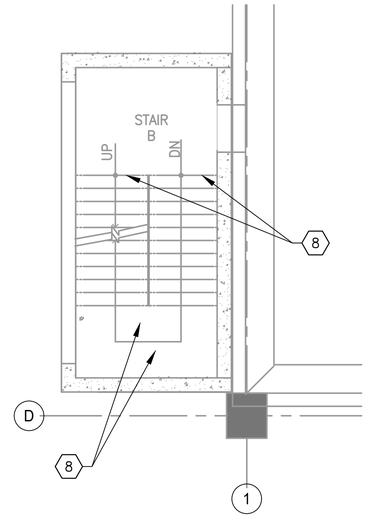

2 LEVEL 2 - STAIR B FLOOR PLAN
D13-S-402 SCALE: 3/16" = 1'-0"

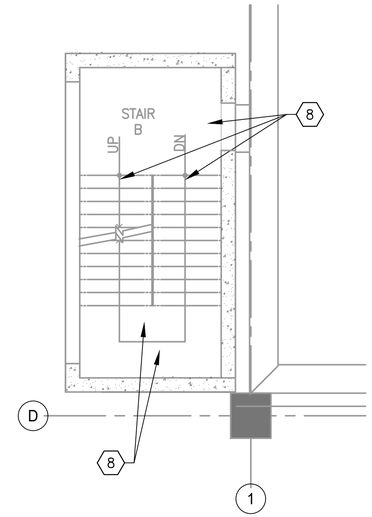

3 LEVEL 3 - STAIR B FLOOR PLAN
D13-S-402 SCALE: 3/16" = 1'-0"

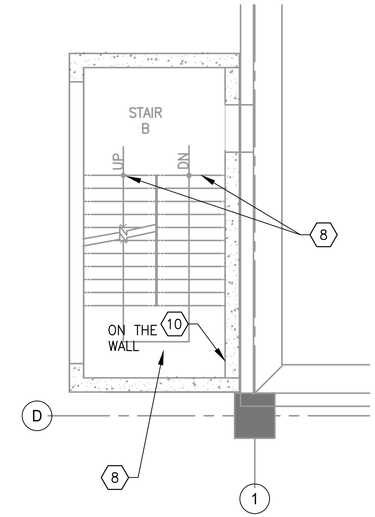

4 LEVEL 4 - STAIR B FLOOR PLAN
D13-S-402 SCALE: 3/16" = 1'-0"

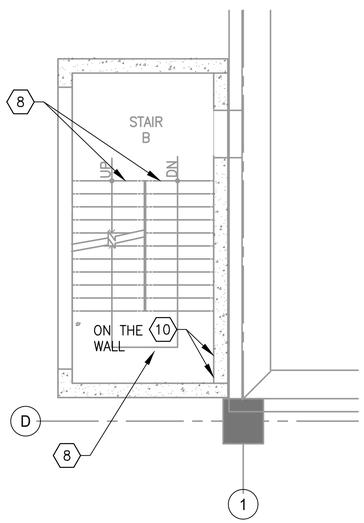

5 LEVEL 5 - STAIR B FLOOR PLAN
D13-S-402 SCALE: 3/16" = 1'-0"

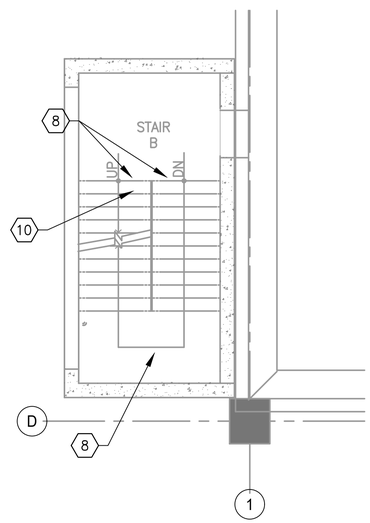

6 LEVEL 6 - STAIR B FLOOR PLAN
D13-S-402 SCALE: 3/16" = 1'-0"

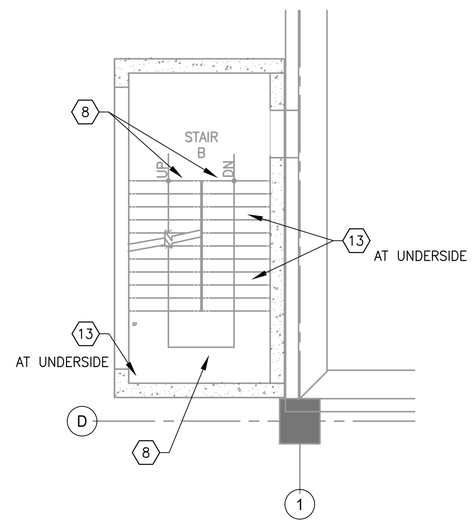

7 LEVEL 7 - STAIR B FLOOR PLAN
D13-S-402 SCALE: 3/16" = 1'-0"

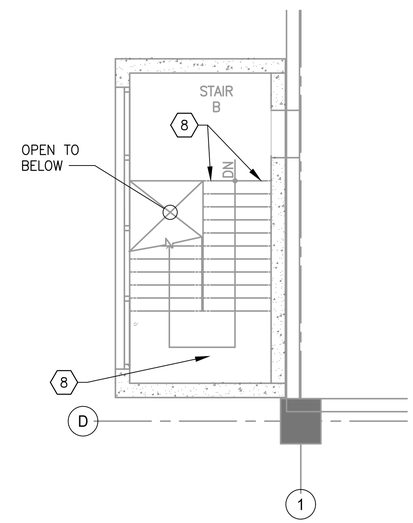

8 LEVEL 8 - STAIR B FLOOR PLAN
D13-S-402 SCALE: 3/16" = 1'-0"

DRAWING NOTES:

1. SEE DRAWING D13-S-002 FOR THE LIST OF KEY NOTES.

STRUCTURAL REPAIR QUANTITIES (STAIR B)			
KEY NOTES	QUANTITY	UNIT OF QTY.	NUMBER OF LOCATIONS
8	49	LF	24
10	6	SF	4
13	5	SF	3

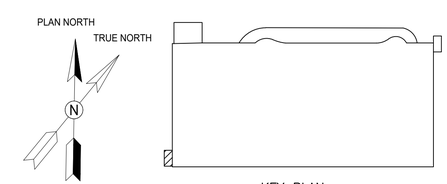

KEY PLAN

GFP A Gannett Fleming/Parsons JOINT VENTURE

STATE OF MARYLAND IFTEKHAR AHMAD P.E. No. 42582 PROFESSIONAL ENGINEER

"PROFESSIONAL CERTIFICATION: I HEREBY CERTIFY THAT THESE DOCUMENTS WERE PREPARED OR APPROVED BY ME, AND THAT I AM A DULY LICENSED PROFESSIONAL ENGINEER UNDER THE LAWS OF THE STATE OF MARYLAND."

LICENSE No. 42582

EXPIRATION DATE: 08/13/2018

- COMAR 09.23.03.10

DESIGNED	M. PARK	01/2018 DATE
DRAWN	L. NGUYEN	01/2018 DATE
CHECKED	L. KATSMAN	01/2018 DATE

REFERENCE DRAWINGS	
NUMBER	TITLE

REVISIONS		
DATE	NUM	DESCRIPTION
01/25/2018	0	FINAL SUBMITTAL

WASHINGTON METROPOLITAN AREA TRANSIT AUTHORITY

OFFICE OF DESIGN AND CONSTRUCTION
IRPG - FIXED FACILITIES

APPROVED 01/25/2018 DATE
JOHN PURDY
ENGINEERING MANAGER

APPROVED 01/25/2018 DATE
IFTEKHAR AHMAD
ENGINEER OF RECORD

REHABILITATION OF PARKING GARAGES
D13 - NEW CARROLLTON PARKING GARAGE
STAIR B
FLOOR PLANS

M NO.	CONTRACT NO.	SCALE	DRAWING NO.	SHEET NO.
M1301	FQ18064	AS NOTED	D13-S-402	120 of 503

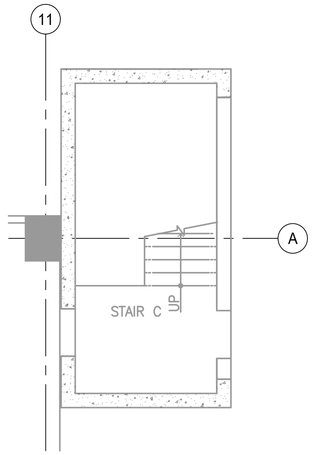

1 GROUND LEVEL - STAIR C FLOOR PLAN
D13-S-403 SCALE: 3/16" = 1'-0"

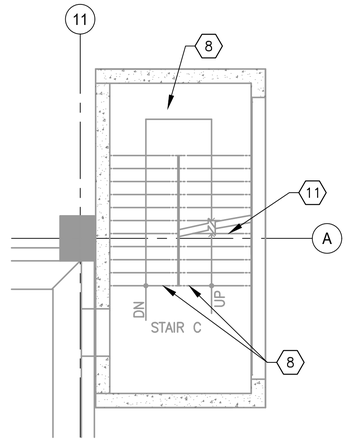

2 LEVEL 2 - STAIR C FLOOR PLAN
D13-S-403 SCALE: 3/16" = 1'-0"

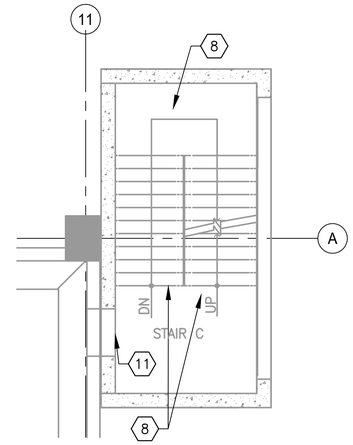

3 LEVEL 3 - STAIR C FLOOR PLAN
D13-S-403 SCALE: 3/16" = 1'-0"

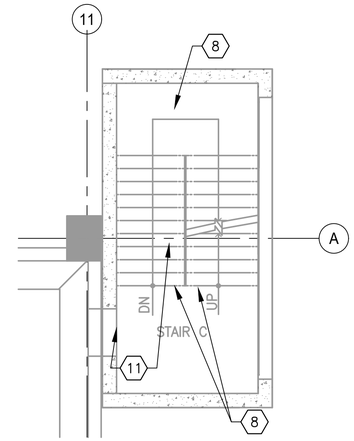

4 LEVEL 4 - STAIR C FLOOR PLAN
D13-S-403 SCALE: 3/16" = 1'-0"

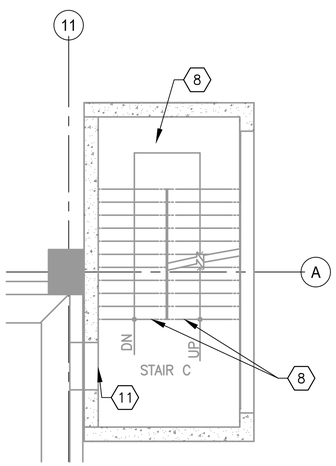

5 LEVEL 5 - STAIR C FLOOR PLAN
D13-S-403 SCALE: 3/16" = 1'-0"

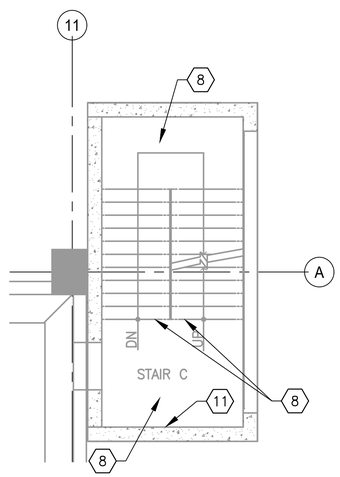

6 LEVEL 6 - STAIR C FLOOR PLAN
D13-S-403 SCALE: 3/16" = 1'-0"

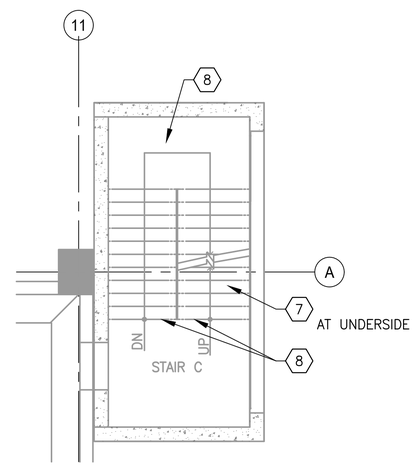

7 LEVEL 7 - STAIR C FLOOR PLAN
D13-S-403 SCALE: 3/16" = 1'-0"

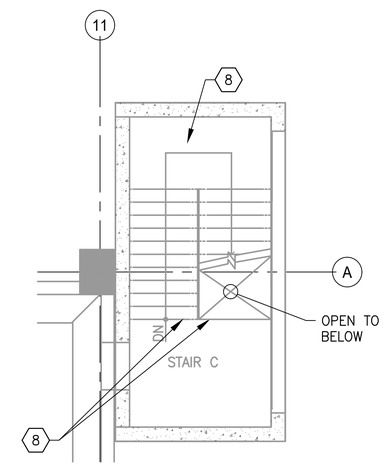

8 LEVEL 8 - STAIR C FLOOR PLAN
D13-S-403 SCALE: 3/16" = 1'-0"

DRAWING NOTES:

1. SEE DRAWING D13-S-002 FOR THE LIST OF KEY NOTES.

STRUCTURAL REPAIR QUANTITIES (STAIR C)			
KEY NOTES	QUANTITY	UNIT OF QTY.	NUMBER OF LOCATIONS
7	7	LF	1
8	73	LF	22
11	9	SF	5

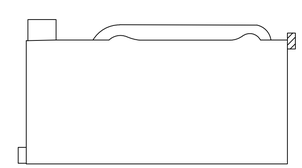

KEY PLAN

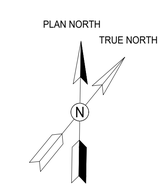

GFP A Gannett Fleming/Parsons JOINT VENTURE

STATE OF MARYLAND IFTEKHAR AHMAD No. 42582 PROFESSIONAL ENGINEER

"PROFESSIONAL CERTIFICATION: I HEREBY CERTIFY THAT THESE DOCUMENTS WERE PREPARED OR APPROVED BY ME, AND THAT I AM A DULY LICENSED PROFESSIONAL ENGINEER UNDER THE LAWS OF THE STATE OF MARYLAND."

LICENSE No. 42582

EXPIRATION DATE: 08/13/2018

- COMAR 09.23.03.10

DESIGNED	M. PARK	01/2018 DATE
DRAWN	L. NGUYEN	01/2018 DATE
CHECKED	L. KATSMAN	01/2018 DATE

REFERENCE DRAWINGS

NUMBER	TITLE

REVISIONS

DATE	NUM	DESCRIPTION
01/25/2018	0	FINAL SUBMITTAL

WASHINGTON METROPOLITAN AREA TRANSIT AUTHORITY

OFFICE OF DESIGN AND CONSTRUCTION
IRPG - FIXED FACILITIES

APPROVED 01/25/2018
JOHN PURDY DATE
ENGINEERING MANAGER

APPROVED 01/25/2018
IFTEKHAR AHMAD DATE
ENGINEER OF RECORD

REHABILITATION OF PARKING GARAGES
D13 - NEW CARROLLTON PARKING GARAGE
STAIR C
FLOOR PLANS

M NO.	CONTRACT NO.	SCALE	DRAWING NO.	SHEET NO.
M1301	FQ18064	AS NOTED	D13-S-403	121 of 503

DRAWING NOTES:

1. SEE DRAWING D13-S-002 FOR THE LIST OF KEY NOTES.

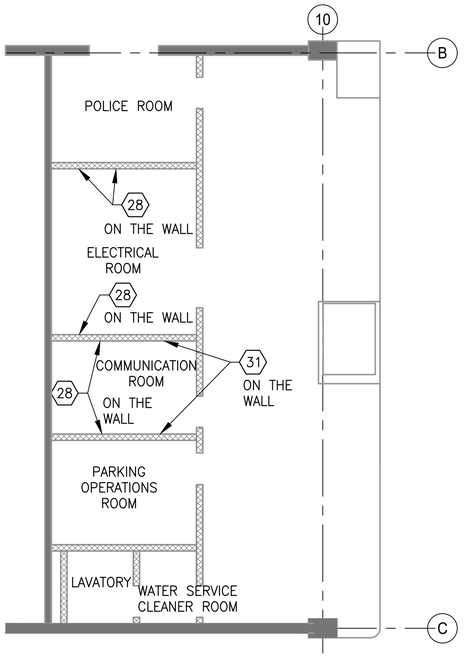

1 ENLARGED ROOM PLANS
D13-S-404 SCALE: 1/8" = 1'-0"

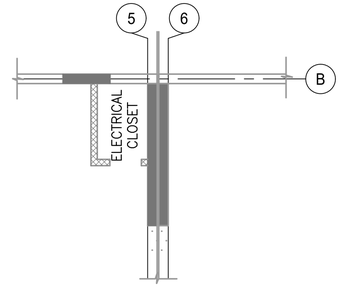

2 ELECTRICAL CLOSET PLAN 4TH □ 6TH FLOOR
D13-S-404 SCALE: 1/8" = 1'-0"

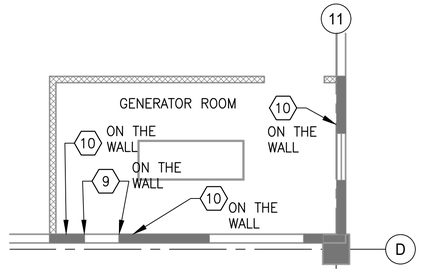

3 GENERATOR ENLARGED ROOM PLAN
D13-S-404 SCALE: 1/8" = 1'-0"

STRUCTURAL REPAIR QUANTITIES (UTILITY ROOMS)			
KEY NOTES	QUANTITY	UNIT OF QTY.	NUMBER OF LOCATIONS
9	7	LF	2
10	9	SF	3
28	33	LF	5
31	26	SF	2

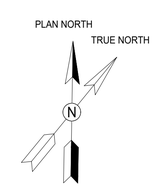

A Gannett Fleming/Parsons JOINT VENTURE

STATE OF MARYLAND IFTEKHAR AHMAD No. 42582 PROFESSIONAL ENGINEER

"PROFESSIONAL CERTIFICATION: I HEREBY CERTIFY THAT THESE DOCUMENTS WERE PREPARED OR APPROVED BY ME, AND THAT I AM A DULY LICENSED PROFESSIONAL ENGINEER UNDER THE LAWS OF THE STATE OF MARYLAND."

LICENSE No. 42582

EXPIRATION DATE: 08/13/2018

- COMAR 09.23.03.10

DESIGNED	M. PARK	01/2018 DATE
DRAWN	L. NGUYEN	01/2018 DATE
CHECKED	L. KATSMAN	01/2018 DATE

REFERENCE DRAWINGS

NUMBER	TITLE

REVISIONS

DATE	NUM	DESCRIPTION
01/25/2018	0	FINAL SUBMITTAL

WASHINGTON METROPOLITAN AREA TRANSIT AUTHORITY

OFFICE OF DESIGN AND CONSTRUCTION
IRPG - FIXED FACILITIES

APPROVED 01/25/2018
JOHN PURDY DATE
ENGINEERING MANAGER

APPROVED 01/25/2018
IFTEKHAR AHMAD DATE
ENGINEER OF RECORD

REHABILITATION OF PARKING GARAGES
D13 - NEW CARROLLTON PARKING GARAGE
UTILITY ROOMS
FLOOR PLANS

M NO.	CONTRACT NO.	SCALE	DRAWING NO.	SHEET NO.
M1301	FQ18064	AS NOTED	D13-S-404	122 of 503

GENERAL ARCHITECTURAL NOTES, ABBREVIATIONS, AND SYMBOLS

ARCHITECTURAL CONSTRUCTION NOTES

1. ALL WORK INDICATED IS NEW UNLESS OTHERWISE NOTED.
2. WORK NOT INDICATED ON DRAWINGS SHALL NOT BE PERFORMED UNLESS REQUIRED TO MEET SPECIFIED PERFORMANCE CRITERIA AND/OR BY WRITTEN APPROVAL FROM THE AUTHORITY.
3. EACH CONTRACTOR AND/OR SUBCONTRACTOR SHALL VERIFY ALL DIMENSIONS AND CONDITIONS AT THE JOB SITE PRIOR TO PRODUCING SHOP DRAWINGS, FABRICATING COMPONENTS, OR ORDERING MATERIALS.
4. INDICATED DIMENSIONS ARE TO:
   a) FACE OF CONCRETE OR MASONRY
   b) FACE OF FINISHES
   c) CENTER LINES
   d) FACE OF EXISTING CONSTRUCTION.
5. WRITTEN DIMENSIONS ON THESE DRAWINGS SHALL HAVE PRECEDENCE OVER SCALED.
6. ANY VARIATIONS FROM CONDITIONS AS SHOWN ON THESE DRAWINGS SHALL BE BROUGHT TO THE ATTENTION OF THE AUTHORITY. WORK SHALL NOT PROCEED UNTIL WRITTEN CLARIFICATION HAS BEEN RECEIVED.
7. ALL DRAWINGS INDICATE DIMENSIONS AND EXISTING CONDITIONS BASED ON FIELD SURVEY CONDUCTED AND DRAWINGS FURNISHED BY THE OWNER. VARIATIONS MAY EXIST BASED ON FIELD CONDITIONS. THE COST OF SUCH VARIATIONS SHALL BE INCLUDED WITHIN THE CONTRACT.
8. ALL WORK SHALL CONFORM TO ALL APPLICABLE CODES AND ORDINANCES. IN CASE OF ANY CONFLICT OF OR BETWEEN CODES, THE MORE STRINGENT CODE SHALL APPLY.
9. USE ONLY NEW MATERIALS AND EQUIPMENT, WITHOUT DEFECTS AND FOR THEIR INTENDED USE.
10. EACH CONTRACTOR OR SUBCONTRACTOR SHALL COORDINATE HIS OWN WORK WITH OTHER TRACES.
11. DISCREPANCIES AND OMISSIONS ON DRAWINGS AND SPECIFICATIONS SHALL BE REPORTED IMMEDIATELY TO THE ARCHITECT IN WRITING FOR CLASSIFICATION.
12. SET ALL WORK STRAIGHT, PLUMB AND LEVEL OR WITH INDICATED SLOPE.
13. IF AMBIGUITIES EXIST IN THE CONTRACT DOCUMENTS, THE CONTRACTOR SHALL INCLUDE IN HIS BID THE MORE EXPENSIVE METHOD OF WORK.
14. LARGE SCALE DETAILS HAVE PRECEDENCE: HOWEVER, WORK INDICATED ON SMALL SCALE DRAWINGS OR DESCRIBED BY OTHER METHODS SHALL NOT BE OMITTED.
15. ALL EXISTING ENTRANCES AND REQUIRED EXITS SHALL BE MAINTAINED DURING THE ENTIRE CONSTRUCTION PERIOD. ALL ACCOMMODATIONS FOR TEMPORARY ENTRANCES AND/OR EXITS AND PROTECTION OF SUCH ENTRANCES AND EXITS SHALL BE APPROVED BY THE AUTHORITY.
16. CONTRACTOR SHALL TAKE REASONABLE CARE TO MAINTAIN A SAFE AND SECURE WORK AREA AT ALL TIMES THROUGH THE USE OF AMONG OTHER THINGS, SAFETY EQUIPMENT, AND FALL PROTECTION.
17. IT IS RECOGNIZED THAT THE CONTRACT DOCUMENTS MAY NOT SHOW ALL CONDITIONS, AND MODIFICATIONS WHICH MAY BE REQUIRED AND MAY NOT ACCURATELY REFLECT ADJACENT CONDITIONS. IT IS HOWEVER, REQUIRED THAT THE CONDITIONS NOT DETAILED OR SHOWN ACCURATELY SHALL BE DEVELOPED THROUGH THE SHOP DRAWINGS TO THE SAME LEVEL OF AESTHETICS AND IN COMPLIANCE WITH PERFORMANCE CRITERIA AS INDICATED FOR DETAILED AREAS AND STIPULATED IN THESE DRAWINGS AND SPECIFICATIONS.
18. CONTRACTOR SHALL MAINTAIN AND PROTECT TRAFFIC THROUGH AREAS OF CONSTRUCTION, AND MAINTAIN VEHICULAR PARKING TO SITE AND WITHIN THE SITE THAT ARE NOT UNDER CONSTRUCTION.
19. THE CONTRACTOR SHALL PROVIDE, ERECT AND MAINTAIN SUITABLE BARRICADES, DANGER SIGNALS, SIGNS, WARNING LIGHTS AND OTHER TRAFFIC CONTROL DEVICES AS NECESSARY FOR THE WORK, AND SHALL TAKE ALL NECESSARY PRECAUTIONS FOR THE PROTECTION OF THE WORK AND FOR THE SAFETY OF THE PUBLIC.
20. THE CONTRACTOR SHALL ERECT WARNING SIGNS IN ADVANCE OF ANY PLACE ON THE PROJECT WHERE OPERATIONS MAY INTERFERE WITH THE USE OF THE FACILITY BY VEHICULAR OR PEDESTRIAN TRAFFIC, AND AT ALL OTHER POINTS WHERE THE NEW WORK CROSSES OR COINCIDES WITH AN EXISTING ROADWAY, TRAFFIC LANES OR PEDESTRIAN WALKWAYS.
21. CONTRACTOR SHALL REMOVE TEMPORARY EQUIPMENT AND FACILITIES WHEN NO LONGER REQUIRED, AND RESTORE GROUNDS TO ORIGINAL CONDITIONS.
22. CONTRACTOR'S REMOVAL AND INSTALLATION WORK SHALL NOT IMPEDE NORMAL FUNCTIONING OF ADJOINING SPACES, INCLUDING REQUIRED EXITS.
23. CONTRACTOR SHALL BE RESPONSIBLE FOR THE PROTECTION OF ALL CONDITIONS AND MATERIALS WITHIN AND BELOW THE AREA OF WORK AT ALL TIMES.
24. SCHEDULING ANY INTERRUPTION TO THE FIRE ALARM SYSTEM SHALL BE COORDINATED WITH THE PARKING GARAGE FACILITY/MANAGEMENT AND THE AUTHORITY.
25. TEMPORARY LIGHTING, IF REQUIRED, SHALL BE PROVIDED BY THE CONTRACTOR AT NO ADDITIONAL COST TO THE AUTHORITY.
26. CONTRACTOR SHALL BECOME FAMILIAR WITH THE PROJECT SITE CONDITIONS NECESSARY FOR THE EXECUTION OF WORK.
27. ALL NEW AND REPLACED PIPES SHALL BE PRIMED AND PAINTED TO MATCH EXISTING.
28. ALL FINISHES AND COLOR SELECTION SHALL BE SUBMITTED TO THE AUTHORITY FOR APPROVAL.
29. REFER TO TECHNICAL SPECIFICATIONS FOR FURTHER INFORMATION ON PROJECT REQUIREMENTS.
30. ALL ITEMS TO BE REPLACED IN KIND SHALL MATCH SHAPE, SIZE, MATERIAL AND PERFORMANCE OF ITEMS BEING REMOVED.

ARCHITECTURAL REMOVAL NOTES

1. REMOVED OR DEMOLISHED MATERIALS SHALL NOT BE ALLOWED TO FALL, DROP, OR IMPACT AGAINST THE STRUCTURE TO REMAIN.
2. ALL MATERIALS ARE TO BE REMOVED FROM THE SITE DAILY OR PLACED IN THE STAGING AREAS. COORDINATE STAGING AREAS WITH PARKING GARAGE FACILITY/ MANAGEMENT AND THE AUTHORITY.
3. AREAS DAMAGED BY REMOVALS/ DEMOLITION SHALL BE REPAIRED TO THE SATISFACTION OF THE QUALITY CONTROL ENGINEER, ENGINEER OF RECORD AND THE AUTHORITY.
4. THE AUTHORITY SHALL BE NOTIFIED IMMEDIATELY SHOULD HAZARDOUS CONDITIONS BE DISCOVERED UPON REMOVAL OF BUILDING MATERIALS.
5. DRAWINGS SHOW ONLY GENERAL SCOPE OF REMOVALS. CONTRACTOR SHALL BE RESPONSIBLE FOR ALL REMOVALS AS REQUIRED TO COMPLETE THE CONTRACT WORK AS SHOWN ON CONTRACT DOCUMENT.

BUILDING DEPARTMENT NOTES

1. ALL WORK OF THIS CONTRACT SHALL BE IN ACCORDANCE WITH:
   1.1. WHITE FLINT: 2015 INTERNATIONAL BUILDING CODE, AND ALL APPLICABLE FEDERAL STATE OF MARYLAND, AND MONTGOMERY COUNTY CODES AND ORDINANCES.
   1.2. NEW CARROLLTON: 2015 INTERNATIONAL BUILDING CODE, AND ALL APPLICABLE FEDERAL STATE OF MARYLAND, AND PRINCE GEORGE'S COUNTY CODES AND ORDINANCES.
   1.3. LARGO TOWN CENTER NORTH: 2015 INTERNATIONAL BUILDING CODE, AND ALL APPLICABLE FEDERAL STATE OF MARYLAND, AND PRINCE GEORGE'S COUNTY CODES AND ORDINANCES.
   1.4. LARGO TOWN CENTER SOUTH: 2015 INTERNATIONAL BUILDING CODE, AND ALL APPLICABLE FEDERAL STATE OF MARYLAND, AND PRINCE GEORGE'S COUNTY CODES AND ORDINANCES.
   1.5. WEST FALLS CHURCH: 2012 INTERNATIONAL BUILDING CODE, AND ALL APPLICABLE FEDERAL, COMMONWEALTH OF VIRGINIA, AND FAIRFAX COUNTY CODES AND ORDINANCES.
   1.6. VIENNA: 2012 INTERNATIONAL BUILDING CODE, AND ALL APPLICABLE FEDERAL, COMMONWEALTH OF VIRGINIA, AND FAIRFAX COUNTY CODES AND ORDINANCES.

ABBREVIATIONS

ALUM.	ALUMINUM
℄	CENTERLINE
CMU	CONCRETE MASONRY UNIT
COMM.	COMMUNICATIONS
DWG.	DRAWING
E.W.	EACH WAY
EL.	ELEVATION
ELEC.	ELECTRICAL
EQPT.	EQUIPMENT
EXIST.	EXISTING
EXP.	EXPANSION
(FT) / '	FOOT/FEET
F.D.	FLOOR DRAIN
F.F.	FINISH FLOOR
FL.	FLOOR
HDW	HARDWARE SET
(IN) / "	INCH/INCHES
INFO.	INFORMATION
LAV.	LAVATORY
LFT.	LINEAR FOOT/FEET
MANUF.	MANUFACTURER
MAT'L	MAXIMUM
MAX.	MATERIAL
MIN.	MINIMUM
MISC.	MISCELLANEOUS
NO.	NUMBER
O.C.	ON CENTER
OPS.	OPERATIONS
PC.	PIECE
PCS.	PIECES
QTY.	QUANTITY
REQ.	REQUIRED
RM.	ROOM
SQFT.	SQUARE FOOT/FEET
SS	STAINLESS STEEL
THK.	THICK
TYP.	TYPICAL
V.I.F.	VERIFY IN THE FIELD
W/	WITH
U.N.O.	UNLESS NOTED OTHERWISE
N.T.S	NOT TO SCALE

SYMBOLS

●	BOLLARD
	CHAIN LINK FENCE
EPX	EPOXY COATING
⊕	FLOOR DRAIN
X	KEYNOTE
	NO PARKING STRIPING

A Gannett Fleming/Parsons JOINT VENTURE

STATE OF MARYLAND · GRAHAM LANE THOMAS · No. 8567 · ARCHITECT

01/25/2018

"PROFESSIONAL CERTIFICATION: I HEREBY CERTIFY THAT THESE DOCUMENTS WERE PREPARED OR APPROVED BY ME, AND THAT I AM A DULY LICENSED ARCHITECT UNDER THE LAWS OF THE STATE OF MARYLAND."

LICENSE No. 8567

EXPIRATION DATE: 05/02/2019

- COMAR 09.21.02.04

DESIGNED		DATE
DRAWN	A.KATIGBAK	01/2018 DATE
CHECKED	G.THOMAS	01/2018 DATE

REFERENCE DRAWINGS

NUMBER	TITLE

REVISIONS

DATE	NUM	DESCRIPTION
01/25/2018	0	FINAL SUBMITTAL

WASHINGTON METROPOLITAN AREA TRANSIT AUTHORITY

OFFICE OF DESIGN AND CONSTRUCTION
IRPG - FIXED FACILITIES

APPROVED 01/25/2018 DATE
JOHN PURDY
ENGINEERING MANAGER

APPROVED 01/25/2018 DATE
GRAHAM THOMAS
ARCHITECT OF RECORD

REHABILITATION OF PARKING GARAGES
D13 - NEW CARROLLTON PARKING GARAGE
NOTES, ABBREVIATIONS, AND SYMBOLS

M NO.	CONTRACT NO.	SCALE	DRAWING NO.	SHEET NO.
M1301	FQ18064	N.T.S	D13-A-001	123 of 503

ARCHITECTURAL KEYNOTES

KEYED NOTES BY DEFICIENCY

1- CORROSION

1A CORROSION ON DOOR, REPLACE IN KIND.
1B CORROSION ON DOOR FRAME, REPLACE. SEE DETAIL 1 ON DWG. D13–A–502
1C CORROSION ON DOOR CLOSER. REPLACE IN KIND.
1D CORROSION ON BOLLARD. SCRAPE CLEAN, PRIME, AND REPAINT TO MATCH EXISTING.
1E CORROSION ON PIPE GUARD. SCRAPE CLEAN, PRIME, AND REPAINT TO MATCH EXISTING.
1F CORROSION ON HANDRAIL. SCRAPE CLEAN, PRIME, AND REPAINT TO MATCH EXISTING.
1G CORROSION ON GUARDRAIL. SCRAPE CLEAN, PRIME, AND REPAINT TO MATCH EXISTING.
1H CORROSION ON FENCING/ LIGHTWALL FENCING. SCRAPE CLEAN, AND TREAT WITH ANTI–CORROSIVE.
1I CORROSION ON RAMP EDGE. SCRAPE CLEAN AND TREAT WITH ANTI–CORROSIVE.
1J CORROSION ON SIGN POST. SCRAPE CLEAN, PRIME, AND REPAINT TO MATCH EXISTING.
1K CORROSION ON STOREFRONT MULLIONS. SCRAPE CLEAN AND FINISH TO MATCH EXISTING.
1L CORROSION ON GATE BOOTH. SCRAPE CLEAN, PRIME, AND REPAINT.
1M CORROSION ON FLASHING. REPLACE. SEE DETAIL 3 ON DWG. D13–A–503.
1N CORROSION ON CEILING TRIM. REPLACE IN KIND.

2 - IMPACT DAMAGE/ DISLODGED/ MISALIGNED

2A MISALIGNED EXIT GATE. RESET.
2B DISLODGED/MISALIGNED SIGNPOST. REPLACE IN KIND. SEE DETAIL 4 ON DWG. D13–A–502
2C DAMAGED/ MISALIGNED DOOR. REPLACE IN KIND.
2D DAMAGED/ MISALIGNED DOOR CLOSER. REPLACE IN KIND.
2E DISLODGED WHEEL STOP. REPOSITION TO PROPER LOCATION.
2F IMPACT DAMAGE TO FLASHING. REPLACE IN KIND. SEE DETAIL 3 ON DWG. D13–A–502.
2G DISLODGED/ MISALIGNED HANGING SIGN. REPLACE IN KIND. SEE DETAIL 1&2 ON DWG. D13–A–503.
2H MISALIGNED THRESHOLD. REPLACE IN KIND. SEE SILL DETAIL 1&2 ON DWG. D13–A–502.

3 - DETACHED/ DAMAGED

3A DETACHED STOREFRONT MULLIONS. REATTACH.
3B DAMAGED CHAIN LINK FENCE. REPLACE IN KIND. SEE DETAIL 3 ON DWG. D13–A–503.
3C DETACHED/MISSING TENSION BAR. REPLACE IN KIND. SEE DETAIL 2 ON DWG. D13–A–503.
3D DETACHED STAIR NOSING. REPLACE IN KIND. SEE STRUCTURAL DRAWING.

4 - CHIPPED/ PEELED PAINT ON ELEMENTS

4A CHIPPED/ PEELED PAINT ON BOLLARD. SCRAPE CLEAN, PRIME, REPAINT TO MATCH EXISTING.
4B CHIPPED/ PEELED PAINT ON PIPE GUARD. SCRAPE CLEAN, PRIME, REPAINT REPAINT TO MATCH EXISTING.
4C CHIPPED/ PEELED PAINT ON HANDRAIL. SCRAPE CLEAN, PRIME, REPAINT REPAINT TO MATCH EXISTING.
4D CHIPPED/ PEELED PAINT ON GUARDRAIL. SCRAPE CLEAN, PRIME, REPAINT REPAINT TO MATCH EXISTING.
4E CHIPPED/ PEELED PAINT ON FIRE PROTECTION PIPE. SCRAPE CLEAN, PRIME, REPAINT REPAINT TO MATCH EXISTING.
4F CHIPPED/ PEELED PAINT ON WALLS. SCRAPE CLEAN, PRIME, REPAINT REPAINT TO MATCH EXISTING.
4G CHIPPED/ PEELED PAINT ON CLEARANCE BAR. SCRAPE CLEAN, PRIME, REPAINT REPAINT TO MATCH EXISTING.
4H CHIPPED/ PEELED PAINT ON LIGHTWALL BAR. SCRAPE CLEAN, PRIME, REPAINT REPAINT TO MATCH EXISTING.

5 - FADED/ SCRATCHED PAINT ON SURFACES

5A FADED OR MISSING PAVEMENT STOP BAR. REPAINT. SEE DETAIL 1 ON DWG. D13–A–504.
5B FADED OR DOUBLE ADA PAVEMENT MARKING. REPAINT. SEE DETAIL 2 ON DWG. D13–A–504.
5C FADED OR DOUBLE PARKING STRIPE. REPAINT. SEE DETAIL 3 ON DWG. D13–A–504.
5D FADED NO PARKING STRIPING. REPAINT TO MATCH EXISTING.
5E FADED OR UNREADABLE SIGN. REPLACE IN KIND
5F FADED OR MISSING PAVEMENT ARROWS. REPAINT. SEE DETAIL 4 ON DWG. D13–A–504.
5G FADED OR SCRATCHED CURB PAINT. REPAINT TO MATCH EXISTING.
5H FADED CROSSWALK. REPAINT TO MATCH EXISTING.

6 - DAMAGED SEALANT

6A DAMAGED SEALANT. SCRAPE CLEAN REPLACE IN KIND.
6B DETACHED WEATHER STRIPPING. REINSTALL.

7 - MISSING ELEMENTS

7A MISSING ACOUSTICAL CEILING TILES. REPLACE. SEE DETAIL 4 ON DWG. D13–A–503.
7B MISSING SIGN. REPLACE IN KIND.
7C MISSING/DAMAGED HARDWARE. REPLACE IN KIND. SEE DOOR SCHEDULE, DWG. D13–A–501
7D MISSING SCREWS/BOLTS. REPLACE IN KIND.
7E MISSING KICKPLATE. REPLACE IN KIND.
7F MISSING OR DETACHED SAFETY STRIP. REPLACE IN KIND.
7G MISSING WALL TILES. REPLACE IN KIND.
7H MISSING TRAFFIC DELINEATOR. REPLACE IN KIND. SEE DETAIL 5 ON DWG. D13–A–503.

8 - STAINED/ VANDALIZED/ WORN OUT

8A STAINED/ VANDALIZED SIGN. POWERWASH.
8B STAINED/ VANDALIZED WALL. POWERWASH.
8C STAINED CEILING TILE. REPLACE IN KIND.
8D STAINED OR WORN OUT FLOORING. REPLACE IN KIND.
8E STAINED/ VANDALIZED BOOTH. POWERWASH.
8F STAINED/ VANDALIZED DOOR AND FRAME. POWERWASH AND REPAINT.

9 - MISCELLANEOUS

9A WASP OR BIRD NEST. REMOVE AS REQUIRED.
9B PLANT ENCROACHMENT. REMOVE AS REQUIRED.

A Gannett Fleming/Parsons JOINT VENTURE

STATE OF MARYLAND GRAHAM "LANE" THOMAS No. 8567 ARCHITECT

"PROFESSIONAL CERTIFICATION: I HEREBY CERTIFY THAT THESE DOCUMENTS WERE PREPARED OR APPROVED BY ME, AND THAT I AM A DULY LICENSED ARCHITECT UNDER THE LAWS OF THE STATE OF MARYLAND."

LICENSE No. 8567
EXPIRATION DATE: 05/02/2019
01/25/2018
- COMAR 09.21.02.04

DESIGNED		DATE
DRAWN	A.KATIGBAK	01/2018 DATE
CHECKED	G.THOMAS	01/2018 DATE

REFERENCE DRAWINGS

NUMBER	TITLE

REVISIONS

DATE	NUM	DESCRIPTION
01/25/2018	0	FINAL SUBMITTAL

WASHINGTON METROPOLITAN AREA TRANSIT AUTHORITY
OFFICE OF DESIGN AND CONSTRUCTION
IRPG - FIXED FACILITIES

APPROVED 01/25/2018 DATE
JOHN PURDY
ENGINEERING MANAGER

APPROVED 01/25/2018 DATE
GRAHAM THOMAS
ARCHITECT OF RECORD

REHABILITATION OF PARKING GARAGES
D13 - NEW CARROLLTON PARKING GARAGE
ARCHITECTURAL KEYNOTES BY DEFICIENCY

M NO.	CONTRACT NO.	SCALE	DRAWING NO.	SHEET NO.
M1301	FQ18064	N.T.S	D13-A-002	124 of 503

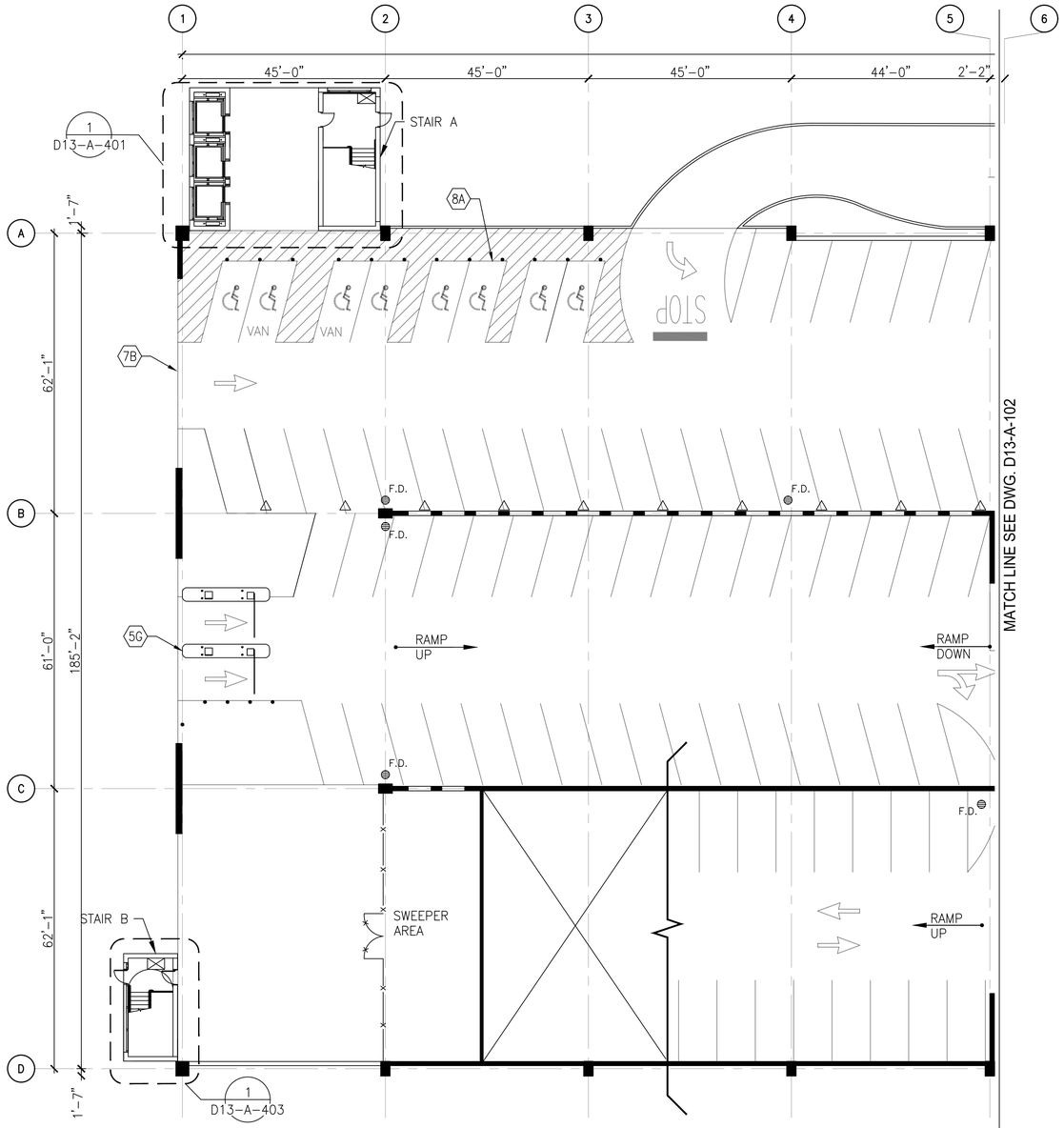

1 LEVEL 1 - PARTIAL FLOOR PLAN 1
D13-A-101
SCALE: 1/16" = 1'-0"
2' 0 8' 16' 32'

ARCHITECTURAL REPAIR QUANTITIES (LEVEL 1)			
KEY NOTES	QUANTITY	UNIT OF QTY.	NUMBER OF LOCATIONS
1D	3	PCS	2
1J	1	PCS	1
2G	1	PCS	1
5F	4	PCS	2
5G	143	LFT	2
7B	1	PCS	1
7H	1	PCS	1
8A	1	PCS	1
8B	550	SQFT	2
8C	4	PCS	1
8D	295	SQFT	2

DRAWING NOTES:

1. SEE DRAWING D13-A-002 FOR THE LIST OF KEY NOTES.
2. ARCHITECTURAL REPAIR QUANTITIES ARE FOR THE ENTIRE LEVEL.
3. SEE DRAWING D13-A-102 FOR ADDITIONAL ITEMS ON ARCHITECTURAL REPAIR QUANTITY SCHEDULE AT GROUND LEVEL.

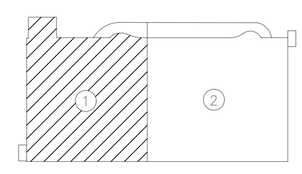

KEY PLAN

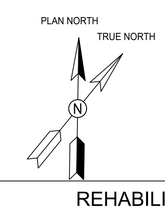

GFP A Gannett Fleming/Parsons JOINT VENTURE

STATE OF MARYLAND GRAHAM LANE THOMAS No. 8567 ARCHITECT

"PROFESSIONAL CERTIFICATION: I HEREBY CERTIFY THAT THESE DOCUMENTS WERE PREPARED OR APPROVED BY ME, AND THAT I AM A DULY LICENSED ARCHITECT UNDER THE LAWS OF THE STATE OF MARYLAND."

LICENSE No. 8567

EXPIRATION DATE: 05/02/2019

01/25/2018

- COMAR 09.21.02.04

DESIGNED		DATE
DRAWN	A.KATIGBAK	01/2018 DATE
CHECKED	G.THOMAS	01/2018 DATE

REFERENCE DRAWINGS		REVISIONS		
NUMBER	TITLE	DATE	NUM	DESCRIPTION
		01/25/2018	0	FINAL SUBMITTAL

WASHINGTON METROPOLITAN AREA TRANSIT AUTHORITY

OFFICE OF DESIGN AND CONSTRUCTION
IRPG - FIXED FACILITIES

APPROVED 01/25/2018
JOHN PURDY DATE
ENGINEERING MANAGER

APPROVED 01/25/2018
GRAHAM THOMAS DATE
ARCHITECT OF RECORD

REHABILITATION OF PARKING GARAGES
D13 - NEW CARROLLTON PARKING GARAGE
LEVEL 1
PARTIAL FLOOR PLAN 1

M NO.	CONTRACT NO.	SCALE	DRAWING NO.	SHEET NO.
M1301	FQ18064	1/16" = 1'-0"	D13-A-101	125 of 503

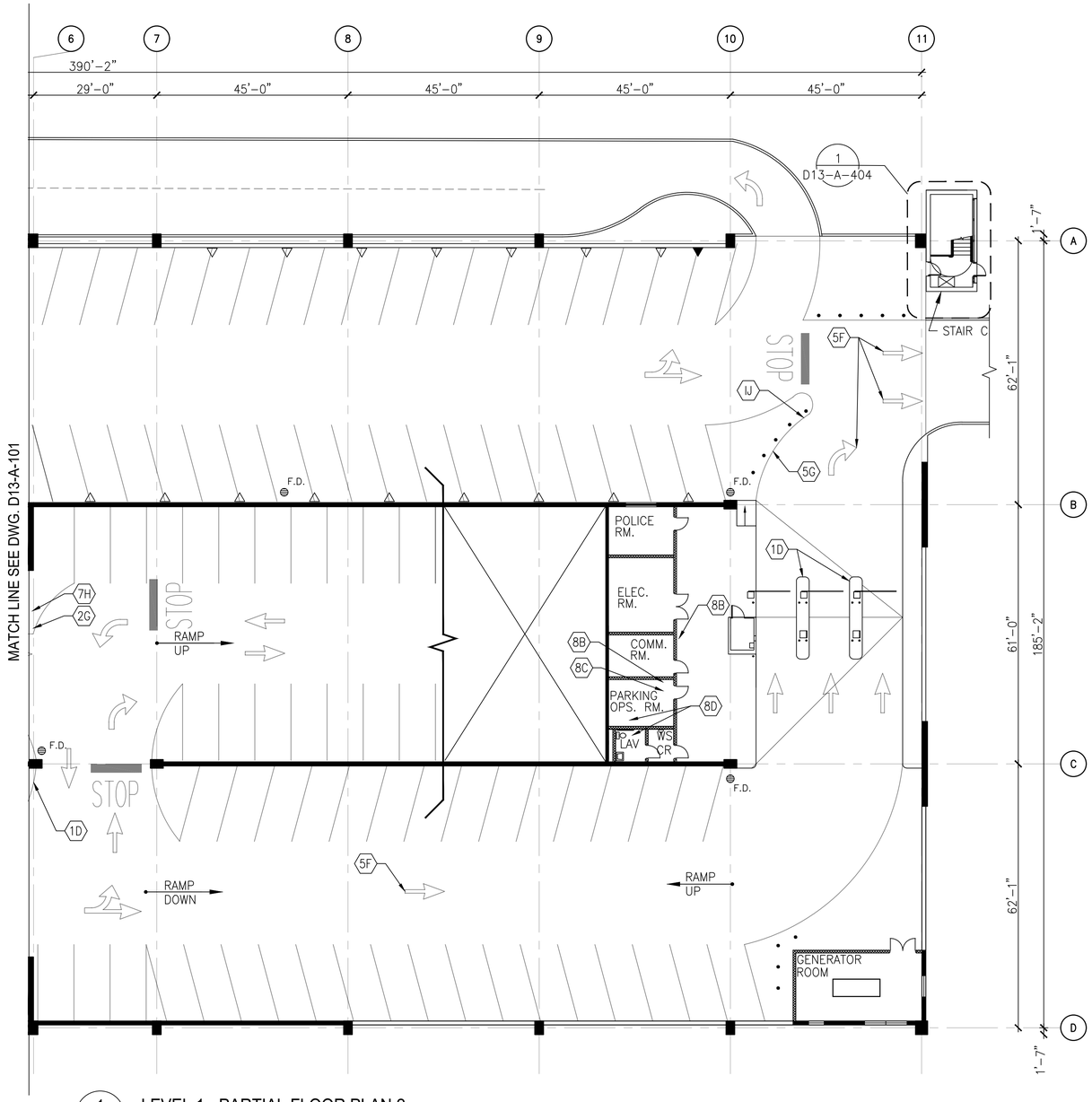

1 D13-A-102 LEVEL 1 - PARTIAL FLOOR PLAN 2

SCALE: 1/16" = 1'-0"

2' 0 8' 16' 32'

DRAWING NOTES:

1. SEE DRAWING D13-A-002 FOR THE LIST OF KEY NOTES.
2. SEE DRAWING D13-A-101 FOR ARCHITECTURAL REPAIR QUANTITIES.
3. SEE DRAWING D13-A-101 FOR ADDITIONAL ITEMS ON ARCHITECTURAL REPAIR QUANTITY SCHEDULE AT GROUND LEVEL.

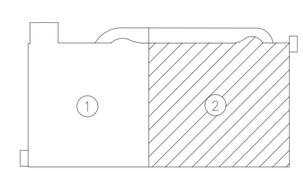

KEY PLAN

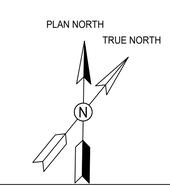

GFP A Gannett Fleming/Parsons JOINT VENTURE

STATE OF MARYLAND GRAHAM LANE THOMAS No. 8567 ARCHITECT

"PROFESSIONAL CERTIFICATION: I HEREBY CERTIFY THAT THESE DOCUMENTS WERE PREPARED OR APPROVED BY ME, AND THAT I AM A DULY LICENSED ARCHITECT UNDER THE LAWS OF THE STATE OF MARYLAND."

LICENSE No. 8567

EXPIRATION DATE: 05/05/2019

- COMAR 09.21.02.04

01/25/2018

DESIGNED		DATE
DRAWN	A.KATIGBAK	01/2018 DATE
CHECKED	G.THOMAS	01/2018 DATE

REFERENCE DRAWINGS

NUMBER	TITLE

REVISIONS

DATE	NUM	DESCRIPTION
01/25/2018	0	FINAL SUBMITTAL

WASHINGTON METROPOLITAN AREA TRANSIT AUTHORITY

OFFICE OF DESIGN AND CONSTRUCTION
IRPG - FIXED FACILITIES

APPROVED 01/25/2018 DATE
JOHN PURDY
ENGINEERING MANAGER

APPROVED 01/25/2018 DATE
GRAHAM THOMAS
ARCHITECT OF RECORD

REHABILITATION OF PARKING GARAGES
D13 - NEW CARROLLTON PARKING GARAGE
LEVEL 1
PARTIAL FLOOR PLAN 2

M NO.	CONTRACT NO.	SCALE	DRAWING NO.	SHEET NO.
M1301	FQ18064	1/16" = 1'-0"	D13-A-102	126 of 503

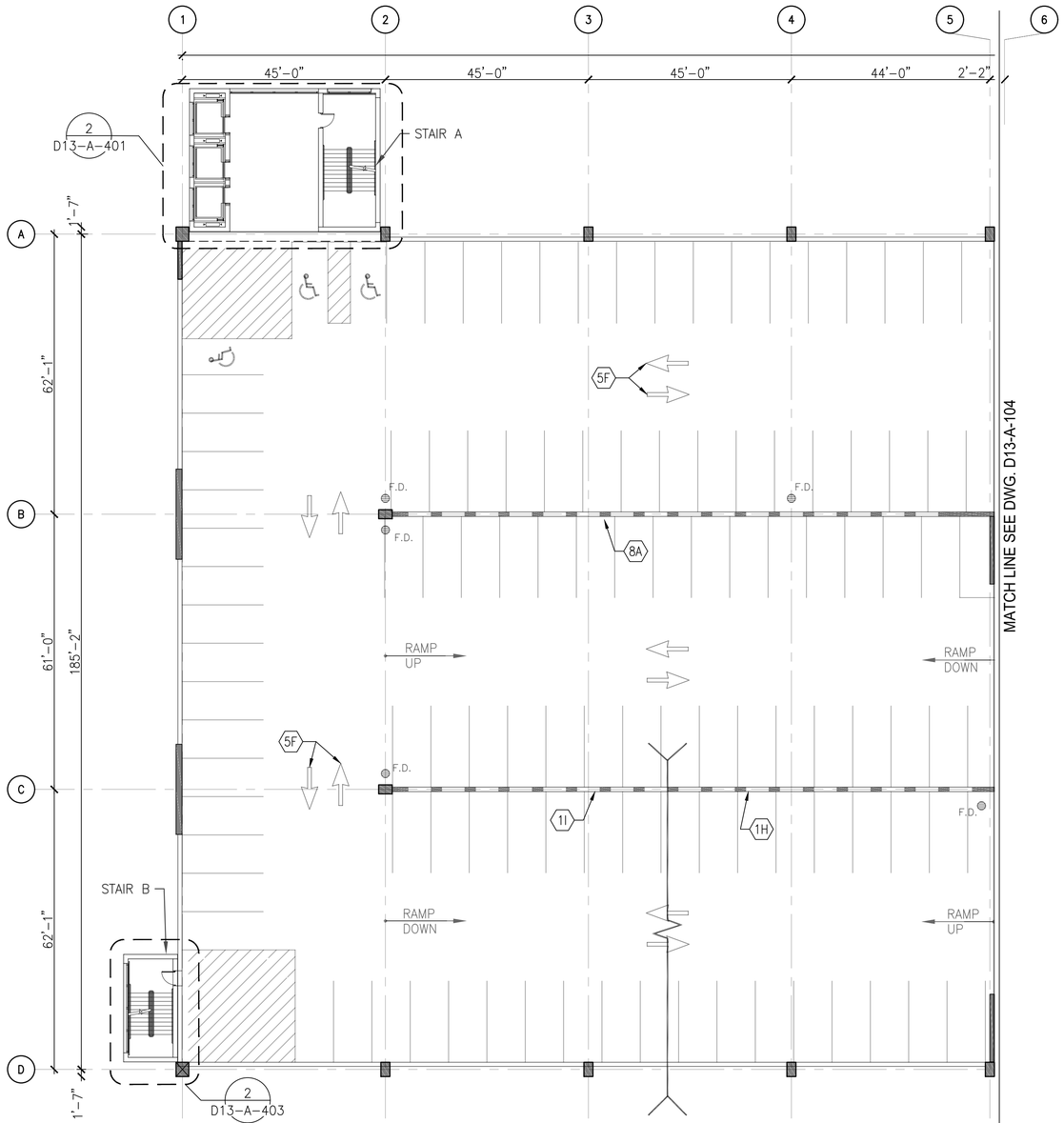

1 D13-A-103 LEVEL 2 - PARTIAL FLOOR PLAN 1

SCALE: 1/16" = 1'-0"

2' 0 8' 16' 32'

ARCHITECTURAL REPAIR QUANTITIES (LEVEL 2)			
KEY NOTES	QUANTITY	UNIT OF QTY.	NUMBER OF LOCATIONS
1H	5	LFT	1
1I	15	LFT	3
5F	8	PCS	4
8A	1	PCS	1

DRAWING NOTES:

1. SEE DRAWING D13-A-002 FOR THE LIST OF KEY NOTES.
2. ARCHITECTURAL REPAIR QUANTITIES ARE FOR THE ENTIRE LEVEL.
3. SEE DRAWING D13-A-104 FOR ADDITIONAL ITEMS ON ARCHITECTURAL REPAIR QUANTITY SCHEDULE AT LEVEL 2.

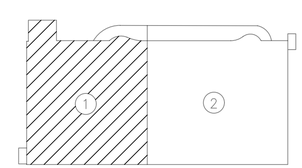

KEY PLAN

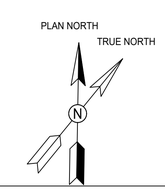

GFP A Gannett Fleming/Parsons JOINT VENTURE

STATE OF MARYLAND GRAHAM LANE THOMAS No. 8567 ARCHITECT 01/25/2018

"PROFESSIONAL CERTIFICATION: I HEREBY CERTIFY THAT THESE DOCUMENTS WERE PREPARED OR APPROVED BY ME, AND THAT I AM A DULY LICENSED ARCHITECT UNDER THE LAWS OF THE STATE OF MARYLAND."

LICENSE No. 8567

EXPIRATION DATE: 05/05/2019

- COMAR 09.21.02.04

DESIGNED		DATE
DRAWN	A.KATIGBAK	01/2018 DATE
CHECKED	G.THOMAS	01/2018 DATE

REFERENCE DRAWINGS	
NUMBER	TITLE

REVISIONS		
DATE	NUM	DESCRIPTION
01/25/2018	0	FINAL SUBMITTAL

WASHINGTON METROPOLITAN AREA TRANSIT AUTHORITY

OFFICE OF DESIGN AND CONSTRUCTION
IRPG - FIXED FACILITIES

APPROVED 01/25/2018 DATE
JOHN PURDY
ENGINEERING MANAGER

APPROVED 01/25/2018 DATE
GRAHAM THOMAS
ARCHITECT OF RECORD

REHABILITATION OF PARKING GARAGES
D13 - NEW CARROLLTON PARKING GARAGE
LEVEL 2
PARTIAL FLOOR PLAN 1

M NO.	CONTRACT NO.	SCALE	DRAWING NO.	SHEET NO.
M1301	FQ18064	1/16" = 1'-0"	D13-A-103	127 of 503

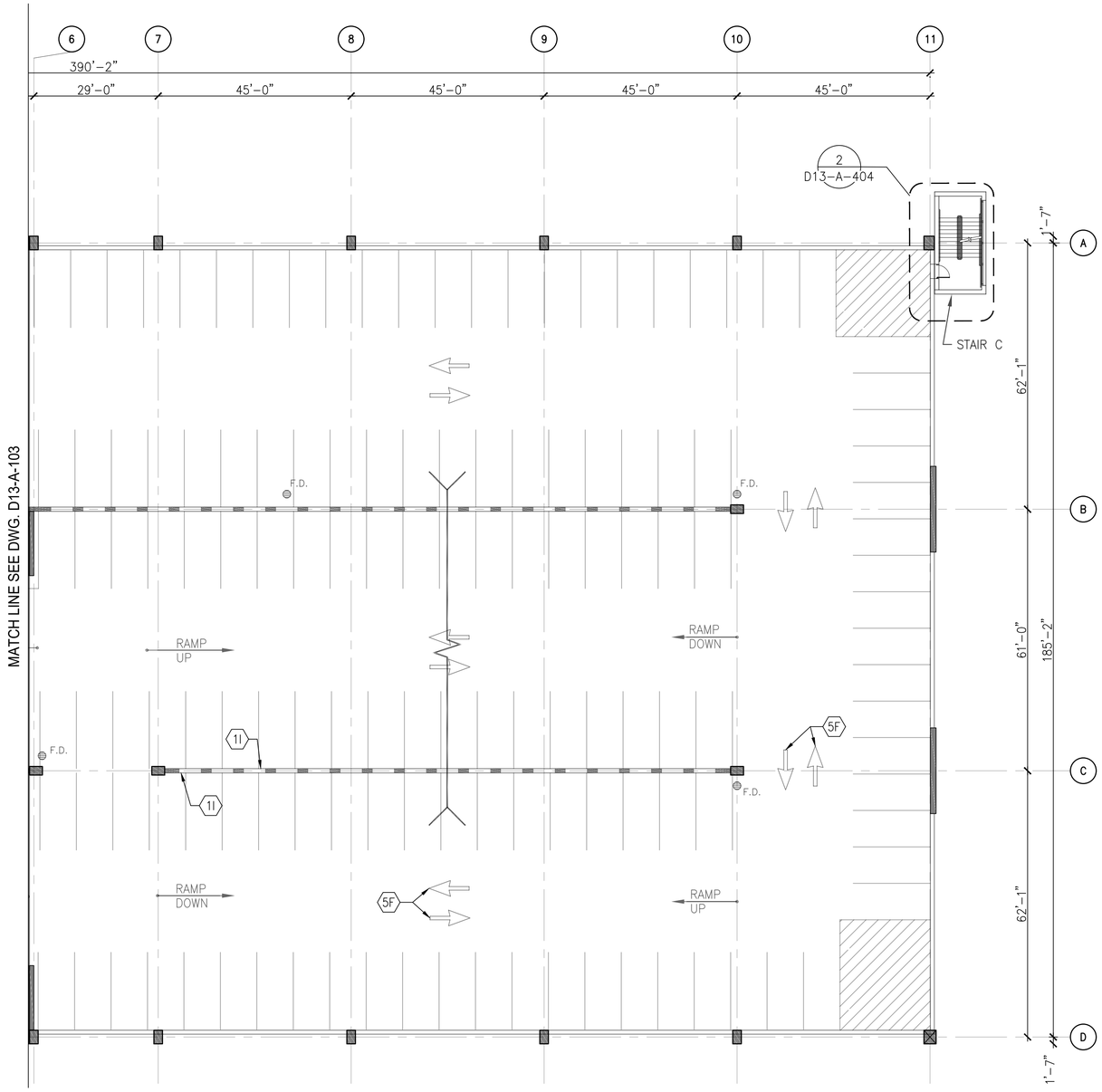

1 LEVEL 2 - PARTIAL FLOOR PLAN 2
D13-A-104

SCALE: 1/16" = 1'-0"

2' 0 8' 16' 32'

DRAWING NOTES:

1. SEE DRAWING D13-A-002 FOR THE LIST OF KEY NOTES.
2. SEE DRAWING D13-A-103 FOR ARCHITECTURAL REPAIR QUANTITIES.
3. SEE DRAWING D13-A-103 FOR ADDITIONAL ITEMS ON ARCHITECTURAL REPAIR QUANTITY SCHEDULE AT LEVEL 2.

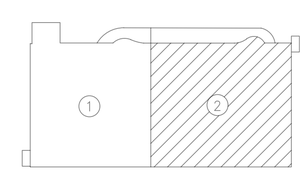

KEY PLAN

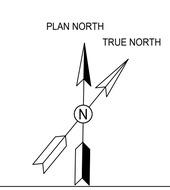

GFP A Gannett Fleming/Parsons JOINT VENTURE

STATE OF MARYLAND GRAHAM LANE THOMAS No. 8567 ARCHITECT

"PROFESSIONAL CERTIFICATION: I HEREBY CERTIFY THAT THESE DOCUMENTS WERE PREPARED OR APPROVED BY ME, AND THAT I AM A DULY LICENSED ARCHITECT UNDER THE LAWS OF THE STATE OF MARYLAND."

LICENSE No. 8567

EXPIRATION DATE: 05/02/2019

01/25/2018

- COMAR 09.21.02.04

DESIGNED		DATE
DRAWN	A.KATIGBAK	01/2018 DATE
CHECKED	G.THOMAS	01/2018 DATE

REFERENCE DRAWINGS

NUMBER	TITLE

REVISIONS

DATE	NUM	DESCRIPTION
01/25/2018	0	FINAL SUBMITTAL

WASHINGTON METROPOLITAN AREA TRANSIT AUTHORITY

OFFICE OF DESIGN AND CONSTRUCTION
IRPG - FIXED FACILITIES

APPROVED 01/25/2018
JOHN PURDY DATE
ENGINEERING MANAGER

APPROVED 01/25/2018
GRAHAM THOMAS DATE
ARCHITECT OF RECORD

REHABILITATION OF PARKING GARAGES
D13 - NEW CARROLLTON PARKING GARAGE
LEVEL 2
PARTIAL FLOOR PLAN 2

M NO.	CONTRACT NO.	SCALE	DRAWING NO.	SHEET NO.
M1301	FQ18064	1/16" = 1'-0"	D13-A-104	128 of 503

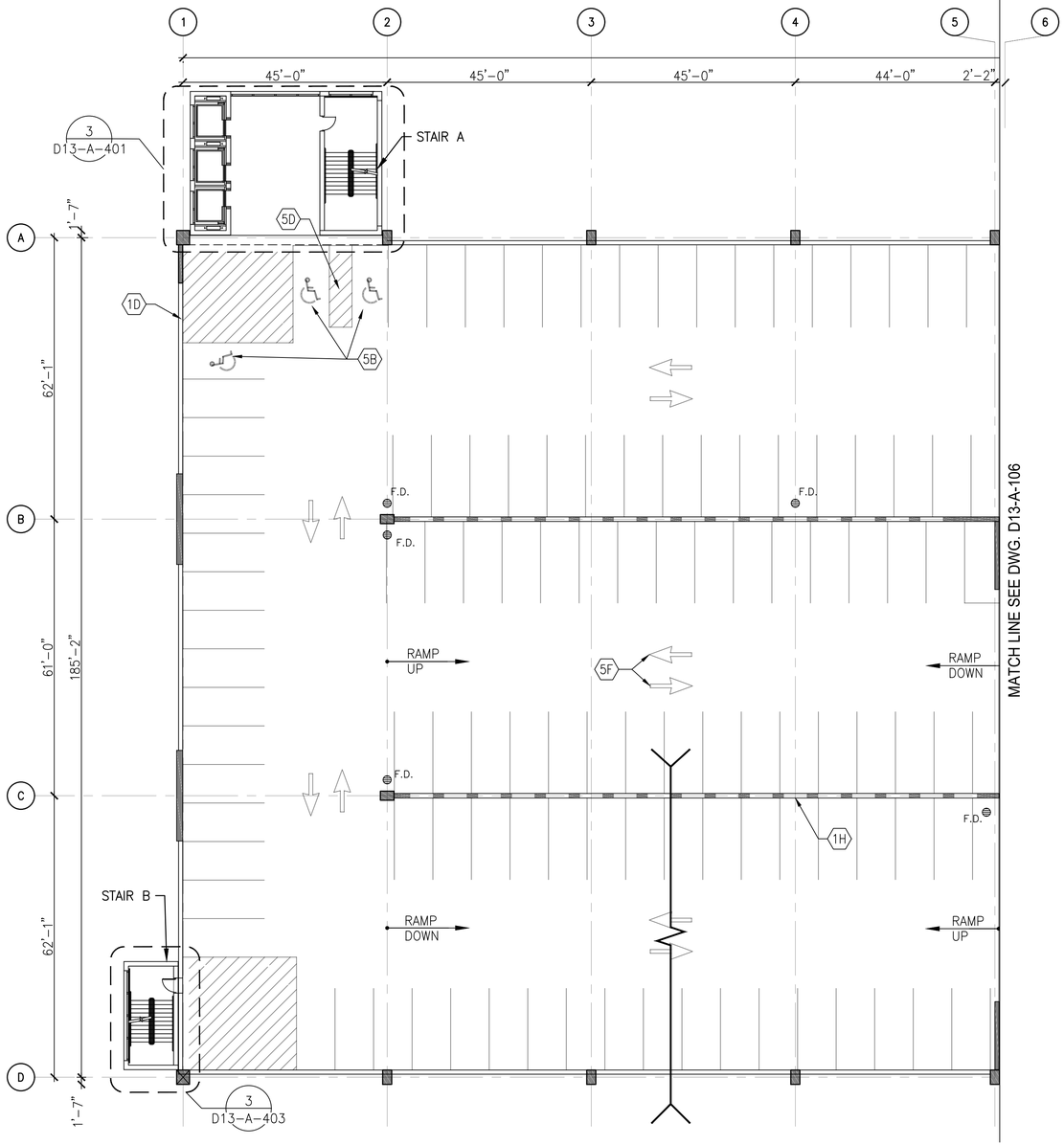

1 LEVEL 3 - PARTIAL FLOOR PLAN 1
D13-A-105 SCALE: 1/16" = 1'-0"

2' 0 8' 16' 32'

ARCHITECTURAL REPAIR QUANTITIES (LEVEL 3)			
KEY NOTES	QUANTITY	UNIT OF QTY.	NUMBER OF LOCATIONS
1D	1	PCS	1
1H	1	PCS	1
5B	3	PCS	1
5D	90	SQFT	1
5F	8	PCS	4

DRAWING NOTES:

1. SEE DRAWING D13-A-002 FOR THE LIST OF KEY NOTES.
2. ARCHITECTURAL REPAIR QUANTITIES ARE FOR THE ENTIRE LEVEL.
3. SEE DRAWING D13-A-106 FOR ADDITIONAL ITEMS ON ARCHITECTURAL REPAIR QUANTITY SCHEDULE AT LEVEL 3.

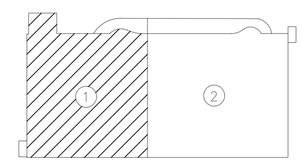

KEY PLAN

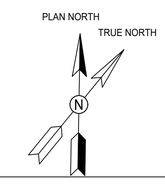

GFP A Gannett Fleming/Parsons JOINT VENTURE

STATE OF MARYLAND GRAHAM LANE THOMAS No. 8567 ARCHITECT

"PROFESSIONAL CERTIFICATION: I HEREBY CERTIFY THAT THESE DOCUMENTS WERE PREPARED OR APPROVED BY ME, AND THAT I AM A DULY LICENSED ARCHITECT UNDER THE LAWS OF THE STATE OF MARYLAND."

LICENSE No. 8567

EXPIRATION DATE: 05/02/2019

01/25/2018

- COMAR 09.21.02.04

DESIGNED		DATE
DRAWN	A.KATIGBAK	01/2018 DATE
CHECKED	G.THOMAS	01/2018 DATE

REFERENCE DRAWINGS

NUMBER	TITLE

REVISIONS

DATE	NUM	DESCRIPTION
01/25/2018	0	FINAL SUBMITTAL

WASHINGTON METROPOLITAN AREA TRANSIT AUTHORITY

OFFICE OF DESIGN AND CONSTRUCTION
IRPG - FIXED FACILITIES

APPROVED 01/25/2018
JOHN PURDY DATE
ENGINEERING MANAGER

APPROVED 01/25/2018
GRAHAM THOMAS DATE
ARCHITECT OF RECORD

REHABILITATION OF PARKING GARAGES
D13 - NEW CARROLLTON PARKING GARAGE
LEVEL 3
PARTIAL FLOOR PLAN 1

M NO.	CONTRACT NO.	SCALE	DRAWING NO.	SHEET NO.
M1301	FQ18064	1/16" = 1'-0"	D13-A-105	129 of 503

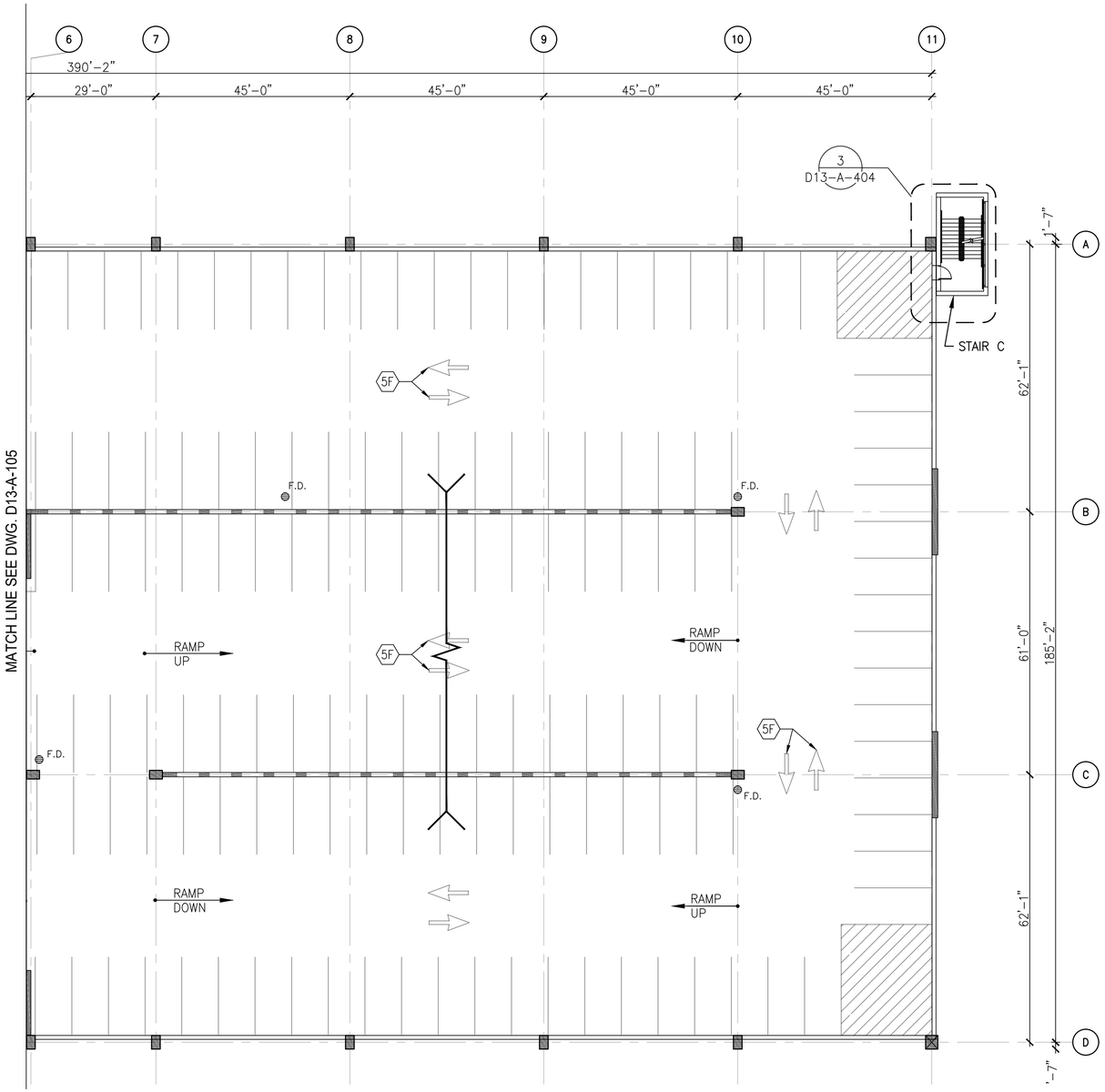

1 LEVEL 3 - PARTIAL FLOOR PLAN 2
D13-A-106

SCALE: 1/16" = 1'-0"

2' 0 8' 16' 32'

DRAWING NOTES:

1. SEE DRAWING D13-A-002 FOR THE LIST OF KEY NOTES.
2. SEE DRAWING D13-A-105 FOR ARCHITECTURAL REPAIR QUANTITIES.
3. SEE DRAWING D13-A-105 FOR ADDITIONAL ITEMS ON ARCHITECTURAL REPAIR QUANTITY SCHEDULE AT LEVEL 3.

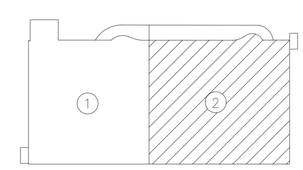

KEY PLAN

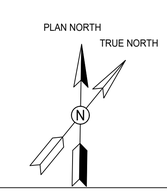

GFP A Gannett Fleming/Parsons JOINT VENTURE

STATE OF MARYLAND GRAHAM LANE THOMAS No. 8567 ARCHITECT

"PROFESSIONAL CERTIFICATION: I HEREBY CERTIFY THAT THESE DOCUMENTS WERE PREPARED OR APPROVED BY ME, AND THAT I AM A DULY LICENSED ARCHITECT UNDER THE LAWS OF THE STATE OF MARYLAND."

LICENSE No. 8567

EXPIRATION DATE: 05/02/2019

01/25/2018

- COMAR 09.21.02.04

DESIGNED		DATE
DRAWN	A.KATIGBAK	01/2018 DATE
CHECKED	G.THOMAS	01/2018 DATE

REFERENCE DRAWINGS

NUMBER	TITLE

REVISIONS

DATE	NUM	DESCRIPTION
01/25/2018	0	FINAL SUBMITTAL

WASHINGTON METROPOLITAN AREA TRANSIT AUTHORITY

OFFICE OF DESIGN AND CONSTRUCTION
IRPG - FIXED FACILITIES

APPROVED 01/25/2018
JOHN PURDY DATE
ENGINEERING MANAGER

APPROVED 01/25/2018
GRAHAM THOMAS DATE
ARCHITECT OF RECORD

REHABILITATION OF PARKING GARAGES
D13 - NEW CARROLLTON PARKING GARAGE
LEVEL 3
PARTIAL FLOOR PLAN 2

M NO.	CONTRACT NO.	SCALE	DRAWING NO.	SHEET NO.
M1301	FQ18064	1/16" = 1'-0"	D13-A-106	130 of 503

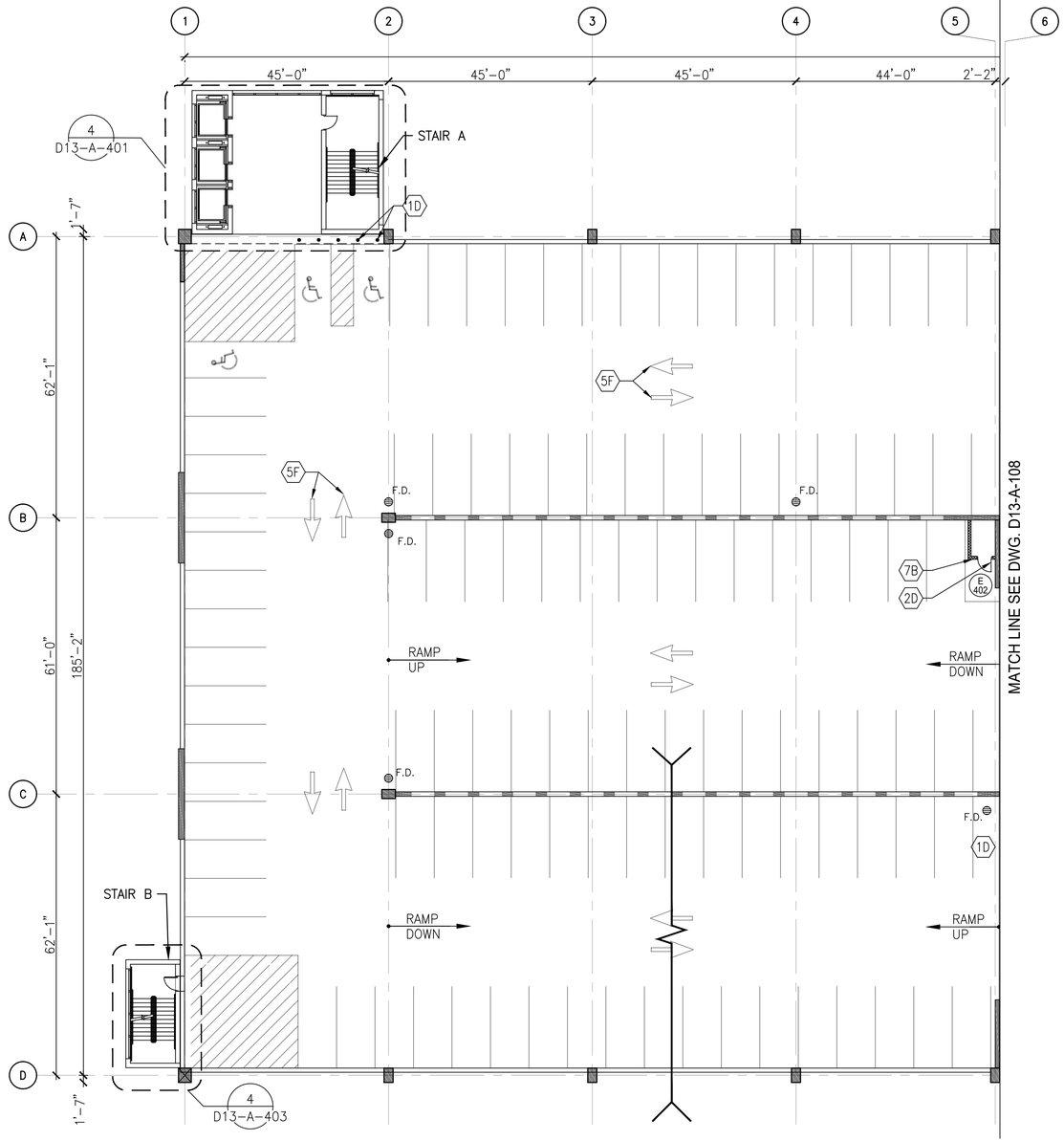

1 LEVEL 4 - PARTIAL FLOOR PLAN 1
D13-A-107
SCALE: 1/16" = 1'-0"

2' 0 8' 16' 32'

ARCHITECTURAL REPAIR QUANTITIES (LEVEL 4)			
KEY NOTES	QUANTITY	UNIT OF QTY.	NUMBER OF LOCATIONS
1D	3	PCS	2 (1 ABOVE)
2D	1	PCS	1
5F	8	PCS	4
7B	1	PC	1

DRAWING NOTES:

1. SEE DRAWING D13-A-002 FOR THE LIST OF KEY NOTES.
2. ARCHITECTURAL REPAIR QUANTITIES ARE FOR THE ENTIRE LEVEL.
3. SEE DRAWING D13-A-108 FOR ADDITIONAL ITEMS ON ARCHITECTURAL REPAIR QUANTITY SCHEDULE AT LEVEL 4.

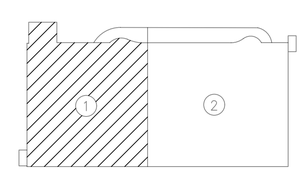

KEY PLAN

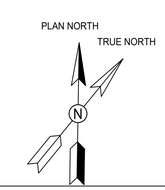

GFP A Gannett Fleming/Parsons JOINT VENTURE

STATE OF MARYLAND GRAHAM LANE THOMAS No. 8567 ARCHITECT

"PROFESSIONAL CERTIFICATION: I HEREBY CERTIFY THAT THESE DOCUMENTS WERE PREPARED OR APPROVED BY ME, AND THAT I AM A DULY LICENSED ARCHITECT UNDER THE LAWS OF THE STATE OF MARYLAND."

LICENSE No. 8567

EXPIRATION DATE: 05/02/2019

01/25/2018

- COMAR 09.21.02.04

DESIGNED		DATE
DRAWN	A.KATIGBAK	01/2018 DATE
CHECKED	G.THOMAS	01/2018 DATE

REFERENCE DRAWINGS

NUMBER	TITLE

REVISIONS

DATE	NUM	DESCRIPTION
01/25/2018	0	FINAL SUBMITTAL

WASHINGTON METROPOLITAN AREA TRANSIT AUTHORITY

OFFICE OF DESIGN AND CONSTRUCTION
IRPG - FIXED FACILITIES

APPROVED 01/25/2018
JOHN PURDY DATE
ENGINEERING MANAGER

APPROVED 01/25/2018
GRAHAM THOMAS DATE
ARCHITECT OF RECORD

REHABILITATION OF PARKING GARAGES
D13 - NEW CARROLLTON PARKING GARAGE
LEVEL 4
PARTIAL FLOOR PLAN 1

M NO.	CONTRACT NO.	SCALE	DRAWING NO.	SHEET NO.
M1301	FQ18064	1/16" = 1'-0"	D13-A-107	131 of 503

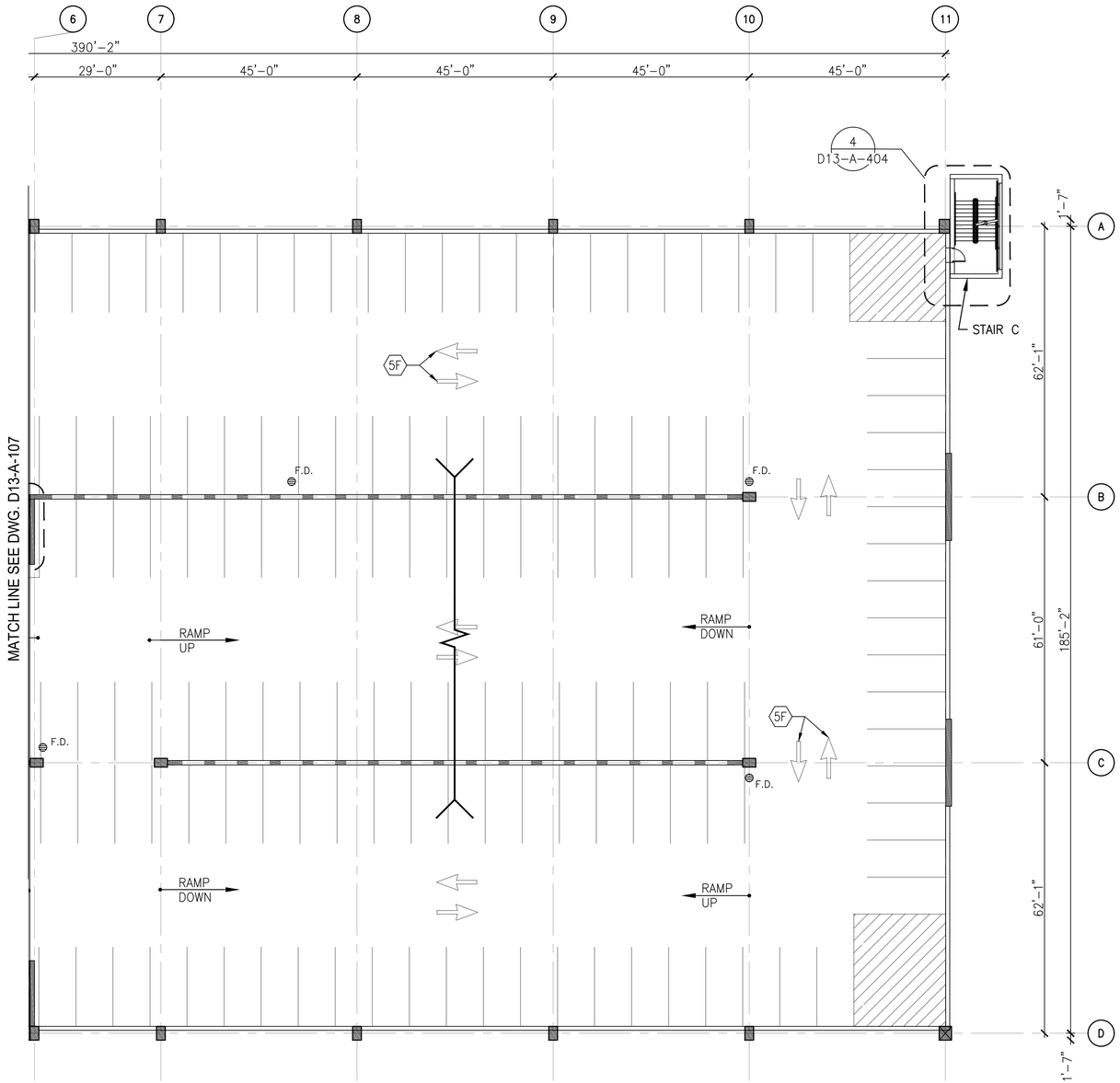

1 D13-A-108 LEVEL 4 - PARTIAL FLOOR PLAN 2

SCALE: 1/16" = 1'-0"

2' 0 8' 16' 32'

DRAWING NOTES:

1. SEE DRAWING D13-A-002 FOR THE LIST OF KEY NOTES.
2. SEE DRAWING D13-A-107 FOR ARCHITECTURAL REPAIR QUANTITIES.
3. SEE DRAWING D13-A-107 FOR ADDITIONAL ITEMS ON ARCHITECTURAL REPAIR QUANTITY SCHEDULE AT LEVEL 4.

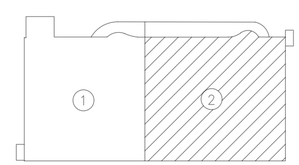

KEY PLAN

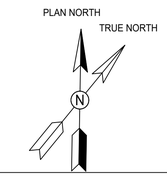

GFP A Gannett Fleming/Parsons JOINT VENTURE

STATE OF MARYLAND GRAHAM LANE THOMAS No. 8567 ARCHITECT

01/25/2018

"PROFESSIONAL CERTIFICATION: I HEREBY CERTIFY THAT THESE DOCUMENTS WERE PREPARED OR APPROVED BY ME, AND THAT I AM A DULY LICENSED ARCHITECT UNDER THE LAWS OF THE STATE OF MARYLAND."

LICENSE No. 8567

EXPIRATION DATE: 05/02/2019

- COMAR 09.21.02.04

DESIGNED		DATE
DRAWN	A.KATIGBAK	01/2018 DATE
CHECKED	G.THOMAS	01/2018 DATE

REFERENCE DRAWINGS

NUMBER	TITLE

REVISIONS

DATE	NUM	DESCRIPTION
01/25/2018	0	FINAL SUBMITTAL

WASHINGTON METROPOLITAN AREA TRANSIT AUTHORITY

OFFICE OF DESIGN AND CONSTRUCTION
IRPG - FIXED FACILITIES

APPROVED 01/25/2018
JOHN PURDY DATE
ENGINEERING MANAGER

APPROVED 01/25/2018
GRAHAM THOMAS DATE
ARCHITECT OF RECORD

REHABILITATION OF PARKING GARAGES
D13 - NEW CARROLLTON PARKING GARAGE
LEVEL 4
PARTIAL FLOOR PLAN 2

M NO.	CONTRACT NO.	SCALE	DRAWING NO.	SHEET NO.
M1301	FQ18064	1/16" = 1'-0"	D13-A-108	132 of 503

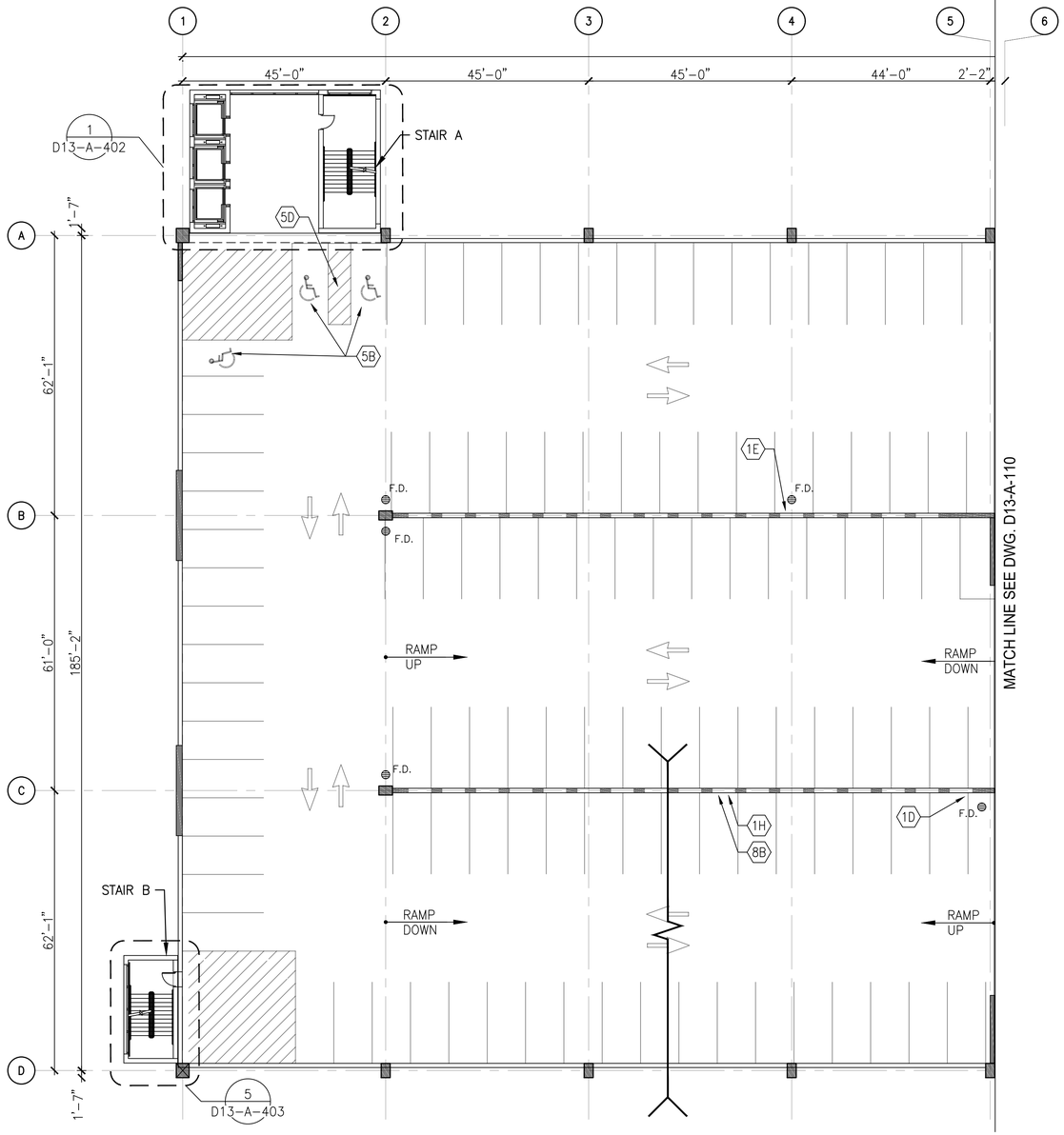

1 LEVEL 5 - PARTIAL FLOOR PLAN 1
D12-A-109

SCALE: 1/16" = 1'-0"

2' 0 8' 16' 32'

ARCHITECTURAL REPAIR QUANTITIES (LEVEL 5)			
KEY NOTES	QUANTITY	UNIT OF QTY.	NUMBER OF LOCATIONS
1D	2	PCS	1
1E	2	PCS	1
1H	1	PCS	1
5B	3	PCS	1
5D	90	SQFT	1
8B	10	SQFT	1

DRAWING NOTES:

1. SEE DRAWING D13-A-002 FOR THE LIST OF KEY NOTES.
2. ARCHITECTURAL REPAIR QUANTITIES ARE FOR THE ENTIRE LEVEL.
3. SEE DRAWING D13-A-110 FOR ADDITIONAL ITEMS ON ARCHITECTURAL REPAIR QUANTITY SCHEDULE AT LEVEL 5.

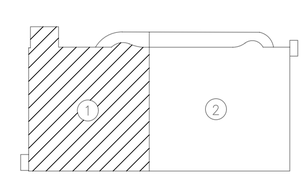

KEY PLAN

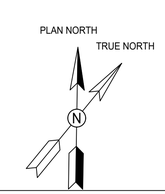

GFP A Gannett Fleming/Parsons JOINT VENTURE

STATE OF MARYLAND GRAHAM LANE THOMAS No. 8567 ARCHITECT

"PROFESSIONAL CERTIFICATION: I HEREBY CERTIFY THAT THESE DOCUMENTS WERE PREPARED OR APPROVED BY ME, AND THAT I AM A DULY LICENSED ARCHITECT UNDER THE LAWS OF THE STATE OF MARYLAND."

LICENSE No. 8567

EXPIRATION DATE: 05/02/2019

01/25/2018

- COMAR 09.21.02.04

DESIGNED		DATE
DRAWN	A.KATIGBAK	01/2018 DATE
CHECKED	G.THOMAS	01/2018 DATE

REFERENCE DRAWINGS		REVISIONS		
NUMBER	TITLE	DATE	NUM	DESCRIPTION
		01/25/2018	0	FINAL SUBMITTAL

WASHINGTON METROPOLITAN AREA TRANSIT AUTHORITY

OFFICE OF DESIGN AND CONSTRUCTION
IRPG - FIXED FACILITIES

APPROVED 01/25/2018
JOHN PURDY
ENGINEERING MANAGER
DATE

APPROVED 01/25/2018
GRAHAM THOMAS
ARCHITECT OF RECORD
DATE

REHABILITATION OF PARKING GARAGES
D13 - NEW CARROLLTON PARKING GARAGE
LEVEL 5
PARTIAL FLOOR PLAN 1

M NO.	CONTRACT NO.	SCALE	DRAWING NO.	SHEET NO.
M1301	FQ18064	1/16" = 1'-0"	D13-A-109	133 of 503

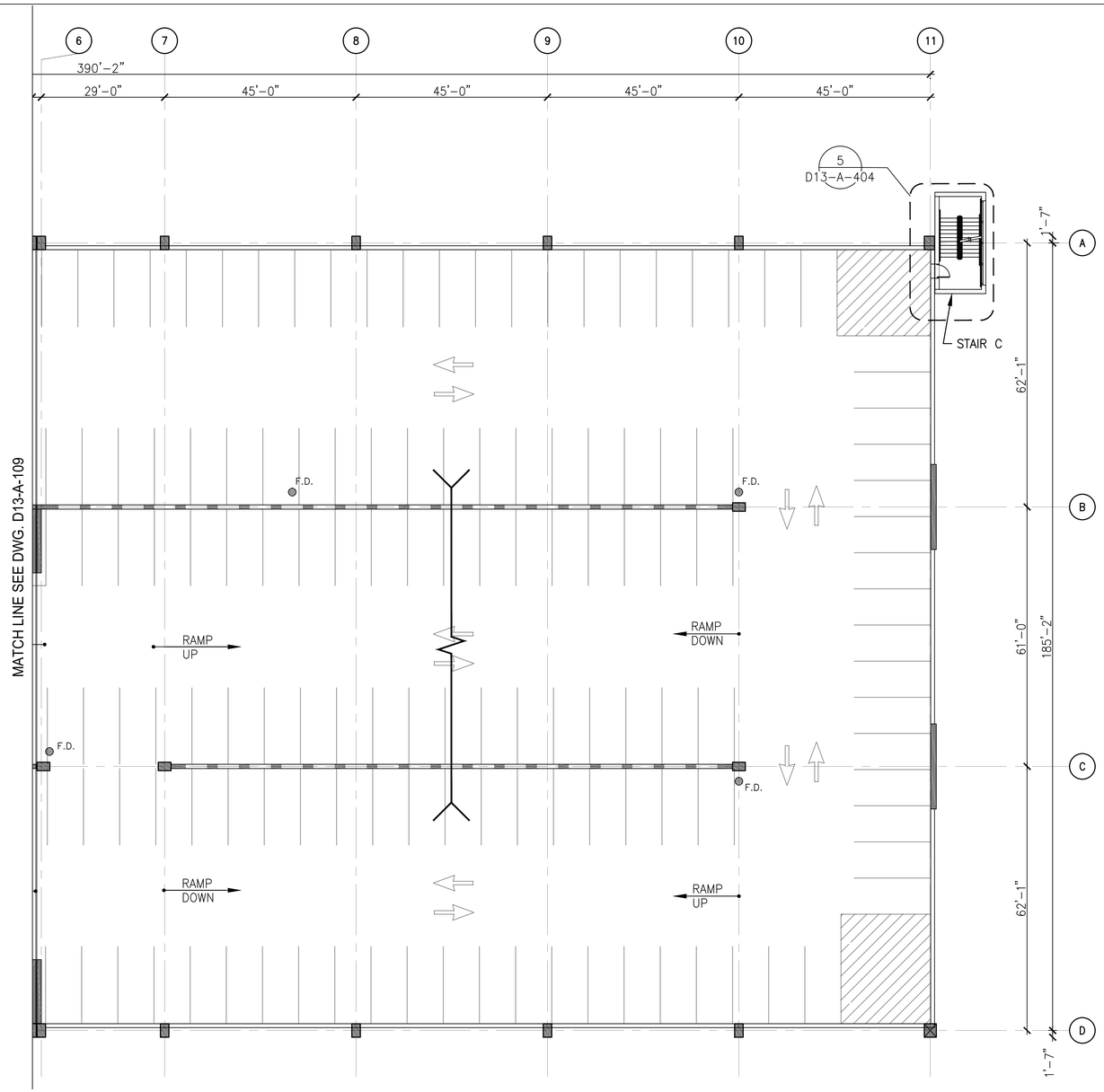

1 LEVEL 5 - PARTIAL FLOOR PLAN 2
D13-A-110

SCALE: 1/16" = 1'-0"

2' 0 8' 16' 32'

DRAWING NOTES:

1. SEE DRAWING D13-A-002 FOR THE LIST OF KEY NOTES.
2. SEE DRAWING D13-A-109 FOR ARCHITECTURAL REPAIR QUANTITIES.
3. SEE DRAWING D13-A-109 FOR ADDITIONAL ITEMS ON ARCHITECTURAL REPAIR QUANTITY SCHEDULE AT LEVEL 5.

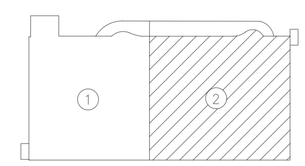

KEY PLAN

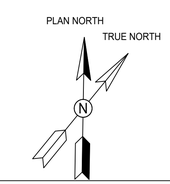

GFP A Gannett Fleming/Parsons JOINT VENTURE

STATE OF MARYLAND GRAHAM LANE THOMAS No. 8567 ARCHITECT

"PROFESSIONAL CERTIFICATION: I HEREBY CERTIFY THAT THESE DOCUMENTS WERE PREPARED OR APPROVED BY ME, AND THAT I AM A DULY LICENSED ARCHITECT UNDER THE LAWS OF THE STATE OF MARYLAND."

LICENSE No. 8567

EXPIRATION DATE: 05/02/2019

01/25/2018

- COMAR 09.21.02.04

DESIGNED		DATE
DRAWN	A.KATIGBAK	01/2018 DATE
CHECKED	G.THOMAS	01/2018 DATE

REFERENCE DRAWINGS

NUMBER	TITLE

REVISIONS

DATE	NUM	DESCRIPTION
01/25/2018	0	FINAL SUBMITTAL

WASHINGTON METROPOLITAN AREA TRANSIT AUTHORITY

OFFICE OF DESIGN AND CONSTRUCTION
IRPG - FIXED FACILITIES

APPROVED 01/25/2018
JOHN PURDY DATE
ENGINEERING MANAGER

APPROVED 01/25/2018
GRAHAM THOMAS DATE
ARCHITECT OF RECORD

REHABILITATION OF PARKING GARAGES
D13 - NEW CARROLLTON PARKING GARAGE
LEVEL 5
PARTIAL FLOOR PLAN 2

M NO.	CONTRACT NO.	SCALE	DRAWING NO.	SHEET NO.
M1301	FQ18064	1/16" = 1'-0"	D13-A-110	134 of 503

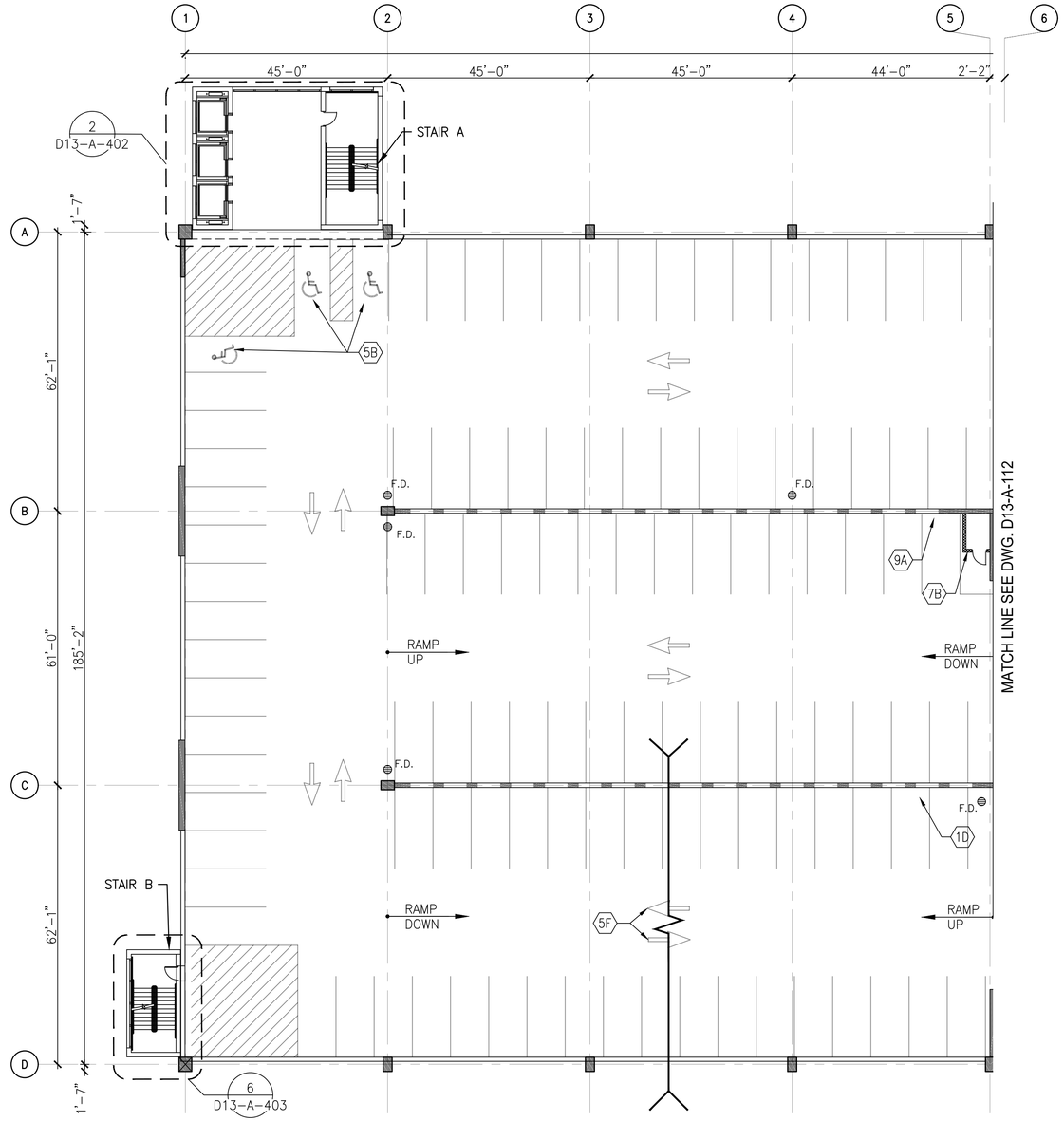

1 D13-A-111 LEVEL 6 - PARTIAL FLOOR PLAN 1

SCALE: 1/16" = 1'-0"

2' 0 8' 16' 32'

ARCHITECTURAL REPAIR QUANTITIES (LEVEL 6)			
KEY NOTES	QUANTITY	UNIT OF QTY.	NUMBER OF LOCATIONS
1D	2	PCS	2
1E	1	PCS	1
5B	3	PCS	1
5F	6	PCS	3
7B	1	PC	1
9A	1	PC	1

DRAWING NOTES:

1. SEE DRAWING D13-A-002 FOR THE LIST OF KEY NOTES.
2. ARCHITECTURAL REPAIR QUANTITIES ARE FOR THE ENTIRE LEVEL.
3. SEE DRAWING D13-A-112 FOR ADDITIONAL ITEMS ON ARCHITECTURAL REPAIR QUANTITY SCHEDULE AT LEVEL 6.

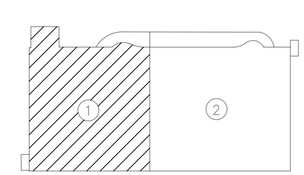

KEY PLAN

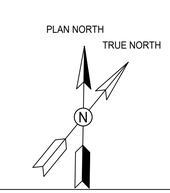

GFP A Gannett Fleming/Parsons JOINT VENTURE

STATE OF MARYLAND GRAHAM LANE THOMAS No. 8567 ARCHITECT

"PROFESSIONAL CERTIFICATION: I HEREBY CERTIFY THAT THESE DOCUMENTS WERE PREPARED OR APPROVED BY ME, AND THAT I AM A DULY LICENSED ARCHITECT UNDER THE LAWS OF THE STATE OF MARYLAND."

LICENSE No. 8567

EXPIRATION DATE: 05/02/2019

01/25/2018

- COMAR 09.21.02.04

DESIGNED		DATE
DRAWN	A.KATIGBAK	01/2018 DATE
CHECKED	G.THOMAS	01/2018 DATE

REFERENCE DRAWINGS		REVISIONS		
NUMBER	TITLE	DATE	NUM	DESCRIPTION
		01/25/2018	0	FINAL SUBMITTAL

WASHINGTON METROPOLITAN AREA TRANSIT AUTHORITY

OFFICE OF DESIGN AND CONSTRUCTION
IRPG - FIXED FACILITIES

APPROVED 01/25/2018
JOHN PURDY DATE
ENGINEERING MANAGER

APPROVED 01/25/2018
GRAHAM THOMAS DATE
ARCHITECT OF RECORD

REHABILITATION OF PARKING GARAGES
D13 - NEW CARROLLTON PARKING GARAGE
LEVEL 6
PARTIAL FLOOR PLAN 1

M NO.	CONTRACT NO.	SCALE	DRAWING NO.	SHEET NO.
M1301	FQ18064	1/16" = 1'-0"	D13-A-111	135 of 503

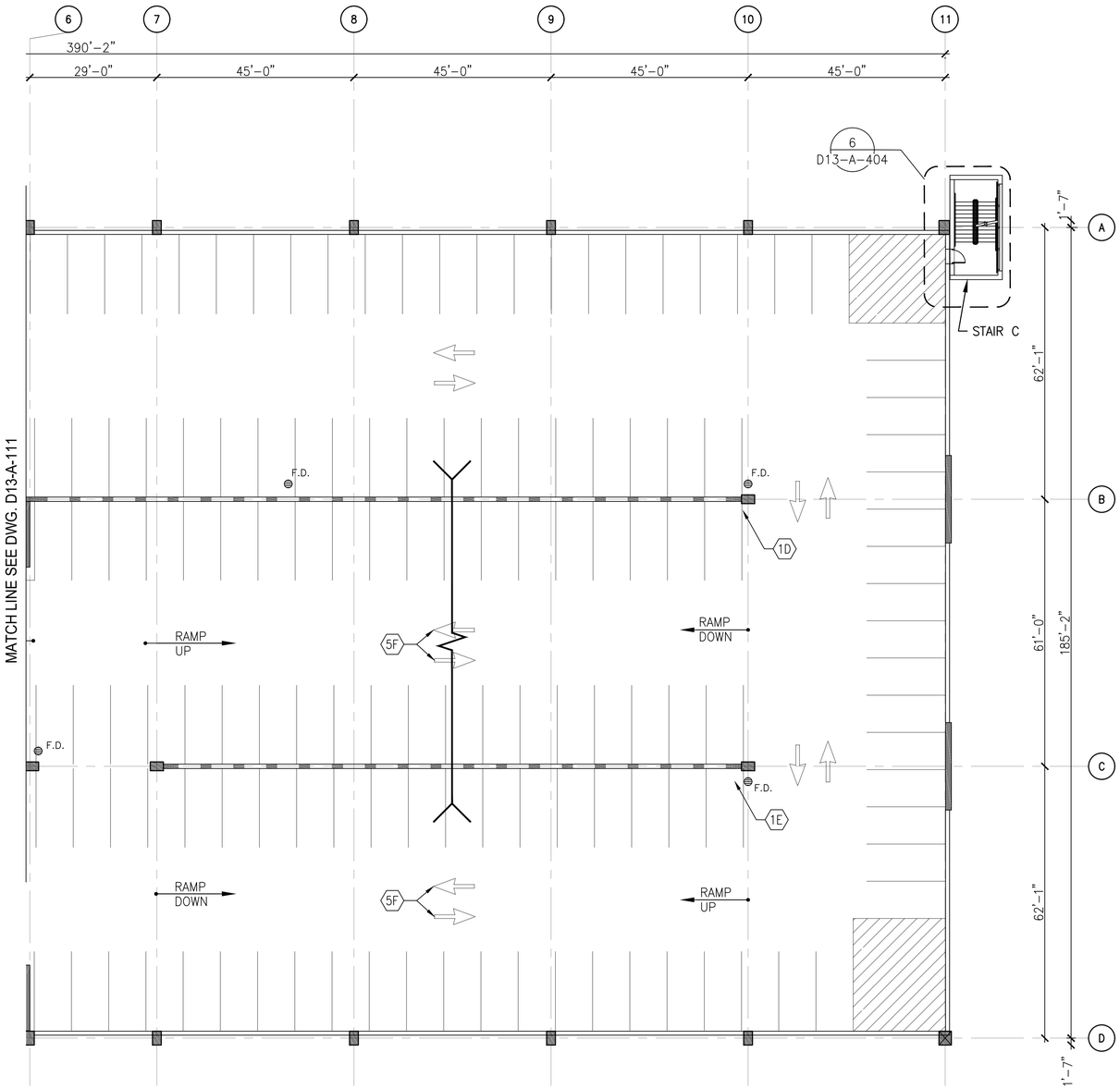

1 LEVEL 6 - PARTIAL FLOOR PLAN 2
D13-A-112

SCALE: 1/16" = 1'-0"

2' 0 8' 16' 32'

DRAWING NOTES:

1. SEE DRAWING D13-A-002 FOR THE LIST OF KEY NOTES.
2. SEE DRAWING D13-A-111 FOR ARCHITECTURAL REPAIR QUANTITIES.
3. SEE DRAWING D13-A-111 FOR ADDITIONAL ITEMS ON ARCHITECTURAL REPAIR QUANTITY SCHEDULE AT LEVEL 6.

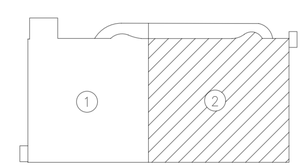

KEY PLAN

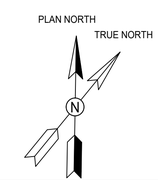

GFP A Gannett Fleming/Parsons JOINT VENTURE

STATE OF MARYLAND GRAHAM LANE THOMAS No. 8567 ARCHITECT

"PROFESSIONAL CERTIFICATION: I HEREBY CERTIFY THAT THESE DOCUMENTS WERE PREPARED OR APPROVED BY ME, AND THAT I AM A DULY LICENSED ARCHITECT UNDER THE LAWS OF THE STATE OF MARYLAND."

LICENSE No. 8567

EXPIRATION DATE: 05/02/2019

01/25/2018

- COMAR 09.21.02.04

DESIGNED		DATE
DRAWN	A.KATIGBAK	01/2018 DATE
CHECKED	G.THOMAS	01/2018 DATE

REFERENCE DRAWINGS

NUMBER	TITLE

REVISIONS

DATE	NUM	DESCRIPTION
01/25/2018	0	FINAL SUBMITTAL

WASHINGTON METROPOLITAN AREA TRANSIT AUTHORITY

OFFICE OF DESIGN AND CONSTRUCTION
IRPG - FIXED FACILITIES

APPROVED 01/25/2018
JOHN PURDY DATE
ENGINEERING MANAGER

APPROVED 01/25/2018
GRAHAM THOMAS DATE
ARCHITECT OF RECORD

REHABILITATION OF PARKING GARAGES
D13 - NEW CARROLLTON PARKING GARAGE
LEVEL 6
PARTIAL FLOOR PLAN 2

M NO.	CONTRACT NO.	SCALE	DRAWING NO.	SHEET NO.
M1301	FQ18064	1/16" = 1'-0"	D13-A-112	136 of 503

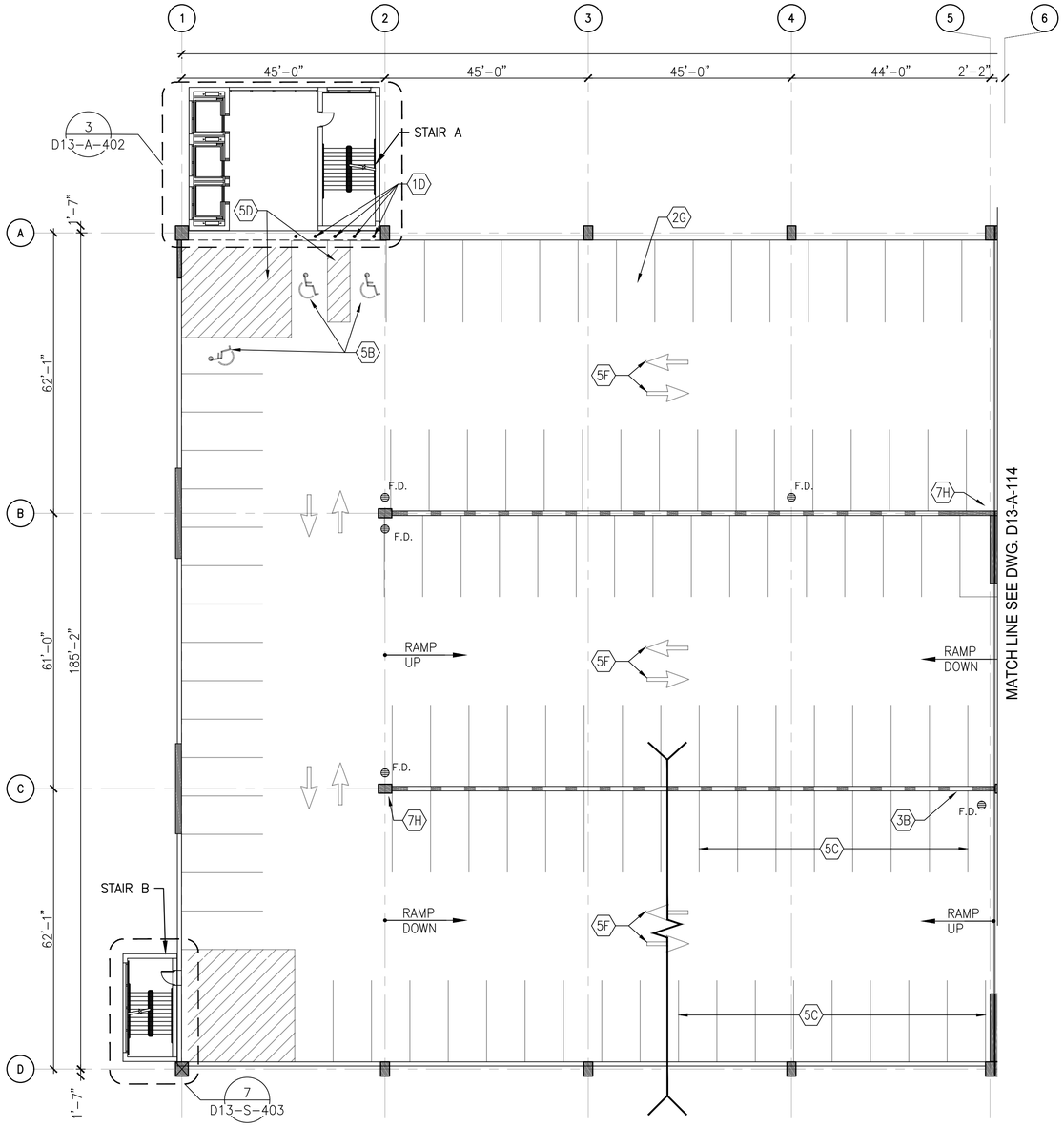

1 D13-A-113 LEVEL 7 - PARTIAL FLOOR PLAN 1

SCALE: 1/16" = 1'-0"

2' 0 8' 16' 32'

ARCHITECTURAL REPAIR QUANTITIES (LEVEL 7)			
KEY NOTES	QUANTITY	UNIT OF QTY.	NUMBER OF LOCATIONS
1D	4	PCS	1
2G	2	PCS	2
3B	45	SQFT	1
5B	3	PCS	1
5C	8663	SQFT	2
5D	610	SQFT	1
5F	12	PCS	6
7D	1	PCS	1
7H	2	PCS	2

DRAWING NOTES:

1. SEE DRAWING D13-A-002 FOR THE LIST OF KEY NOTES.
2. ARCHITECTURAL REPAIR QUANTITIES ARE FOR THE ENTIRE LEVEL.
3. SEE DRAWING D13-A-114 FOR ADDITIONAL ITEMS ON ARCHITECTURAL REPAIR QUANTITY SCHEDULE AT LEVEL 7.

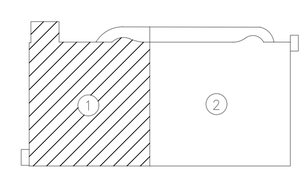

KEY PLAN

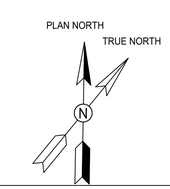

A Gannett Fleming/Parsons JOINT VENTURE

STATE OF MARYLAND GRAHAM LANE THOMAS No. 8567 ARCHITECT

01/25/2018

"PROFESSIONAL CERTIFICATION: I HEREBY CERTIFY THAT THESE DOCUMENTS WERE PREPARED OR APPROVED BY ME, AND THAT I AM A DULY LICENSED ARCHITECT UNDER THE LAWS OF THE STATE OF MARYLAND."

LICENSE No. 8567

EXPIRATION DATE: 05/02/2019

- COMAR 09.21.02.04

DESIGNED		DATE
DRAWN	A.KATIGBAK	01/2018 DATE
CHECKED	G.THOMAS	01/2018 DATE

REFERENCE DRAWINGS	
NUMBER	TITLE

REVISIONS		
DATE	NUM	DESCRIPTION
01/25/2018	0	FINAL SUBMITTAL

WASHINGTON METROPOLITAN AREA TRANSIT AUTHORITY

OFFICE OF DESIGN AND CONSTRUCTION
IRPG - FIXED FACILITIES

APPROVED 01/25/2018 DATE
JOHN PURDY
ENGINEERING MANAGER

APPROVED 01/25/2018 DATE
GRAHAM THOMAS
ARCHITECT OF RECORD

REHABILITATION OF PARKING GARAGES
D13 - NEW CARROLLTON PARKING GARAGE
LEVEL 7
PARTIAL FLOOR PLAN 1

M NO.	CONTRACT NO.	SCALE	DRAWING NO.	SHEET NO.
M1301	FQ18064	1/16" = 1'-0"	D13-A-113	137 of 503

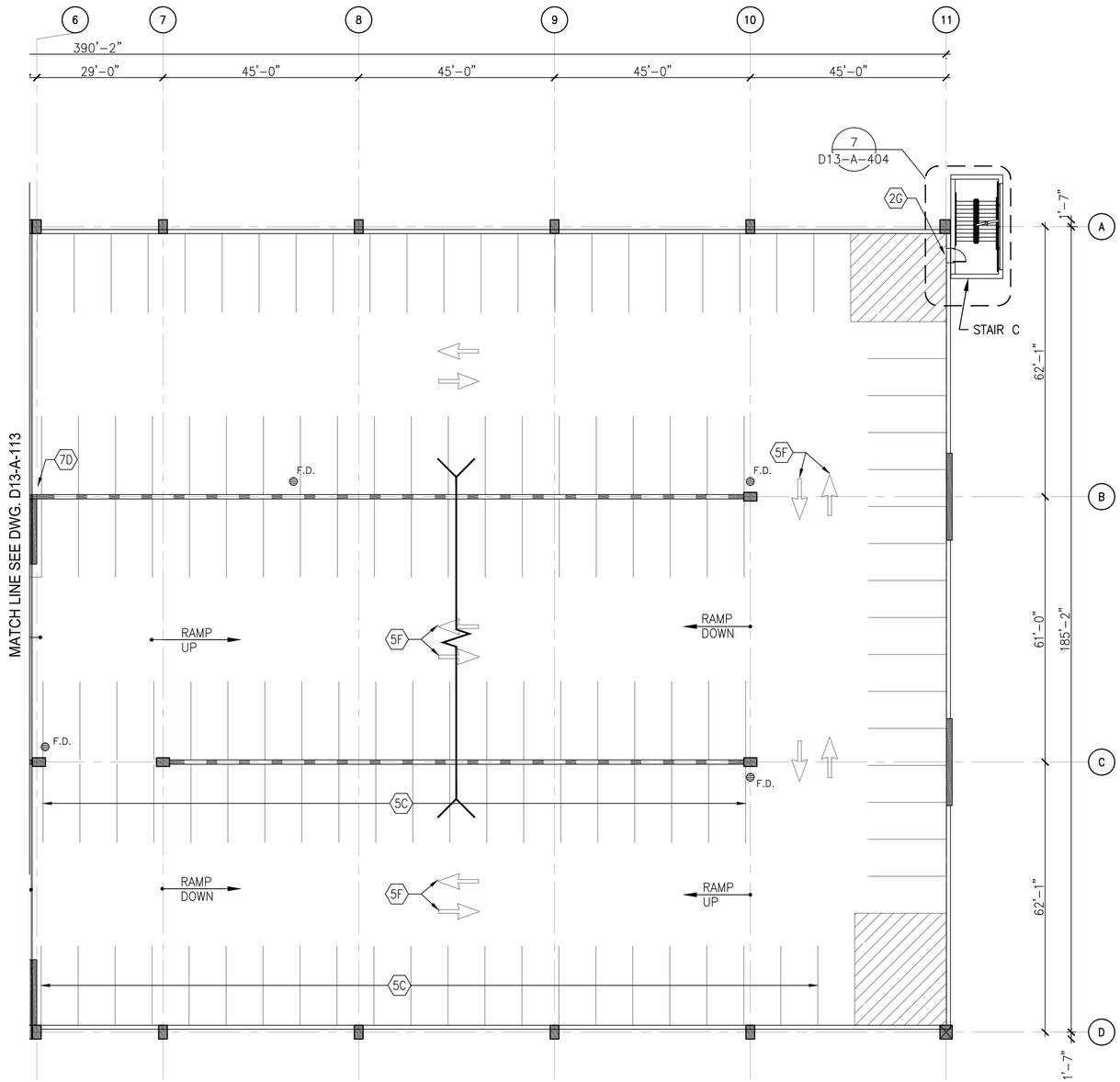

1 LEVEL 7 - PARTIAL FLOOR PLAN 2
D13-A-114
SCALE: 1/16" = 1'-0"
2' 0 8' 16' 32'

DRAWING NOTES:

1. SEE DRAWING D13-A-002 FOR THE LIST OF KEY NOTES.
2. SEE DRAWING D13-A-113 FOR ARCHITECTURAL REPAIR QUANTITIES.
3. SEE DRAWING D13-A-113 FOR ADDITIONAL ITEMS ON ARCHITECTURAL REPAIR QUANTITY SCHEDULE AT LEVEL 7.

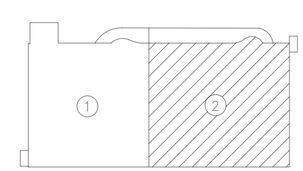

KEY PLAN

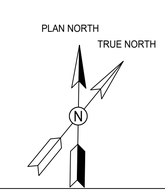

GFP A Gannett Fleming/Parsons JOINT VENTURE

STATE OF MARYLAND GRAHAM LANE THOMAS No. 8567 ARCHITECT 01/25/2018

"PROFESSIONAL CERTIFICATION: I HEREBY CERTIFY THAT THESE DOCUMENTS WERE PREPARED OR APPROVED BY ME, AND THAT I AM A DULY LICENSED ARCHITECT UNDER THE LAWS OF THE STATE OF MARYLAND."

LICENSE No. 8567

EXPIRATION DATE: 05/02/2019

- COMAR 09.21.02.04

DESIGNED		DATE
DRAWN	A.KATIGBAK	01/2018 DATE
CHECKED	G.THOMAS	01/2018 DATE

REFERENCE DRAWINGS

NUMBER	TITLE

REVISIONS

DATE	NUM	DESCRIPTION
01/25/2018	0	FINAL SUBMITTAL

WASHINGTON METROPOLITAN AREA TRANSIT AUTHORITY

OFFICE OF DESIGN AND CONSTRUCTION
IRPG - FIXED FACILITIES

APPROVED 01/25/2018
JOHN PURDY DATE
ENGINEERING MANAGER

APPROVED 01/25/2018
GRAHAM THOMAS DATE
ARCHITECT OF RECORD

REHABILITATION OF PARKING GARAGES
D13 - NEW CARROLLTON PARKING GARAGE
LEVEL 7
PARTIAL FLOOR PLAN 2

M NO.	CONTRACT NO.	SCALE	DRAWING NO.	SHEET NO.
M1301	FQ18064	1/16" = 1'-0"	D13-A-114	138 of 503

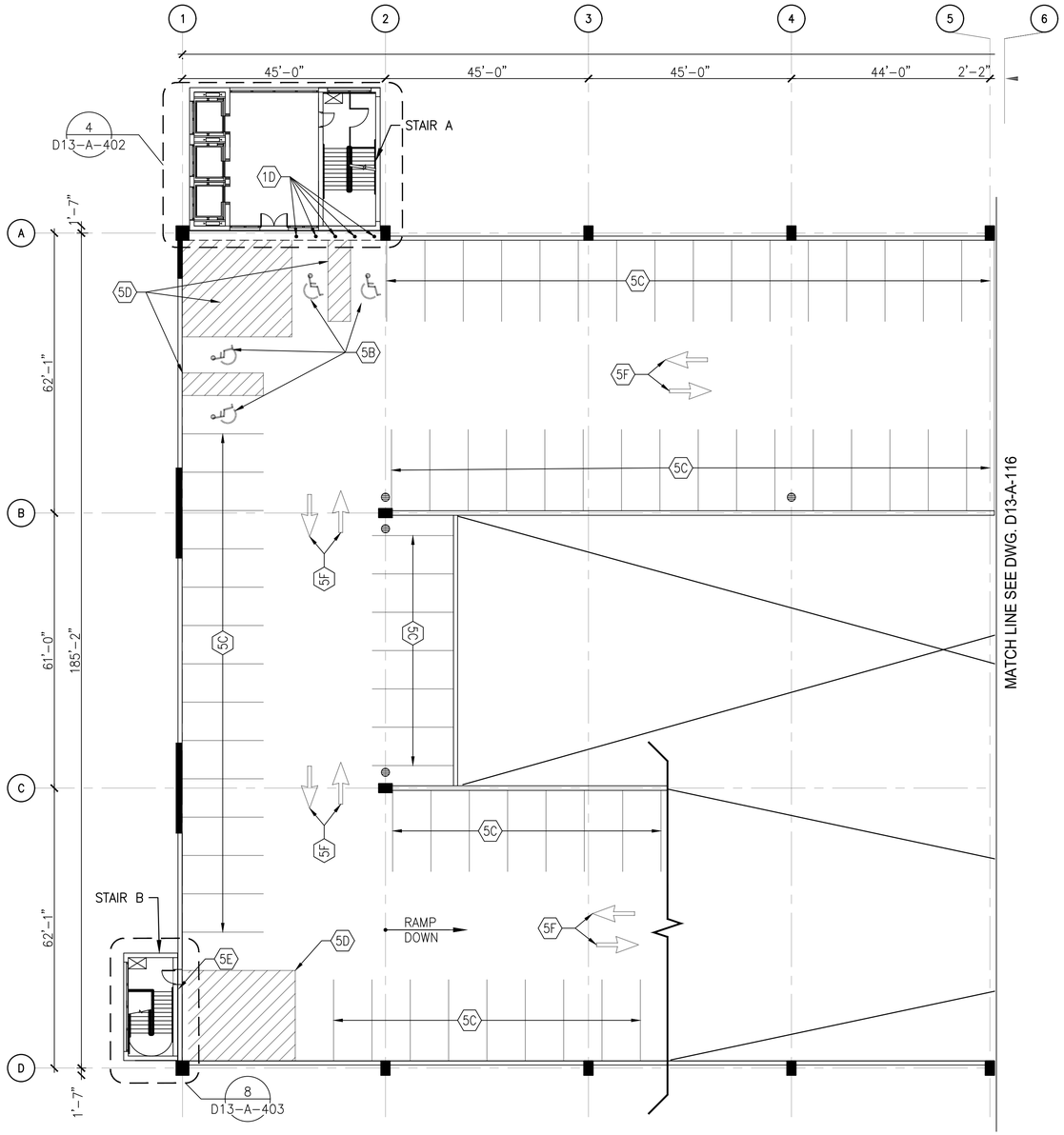

1 D13-A-115 LEVEL 8 - PARTIAL FLOOR PLAN 1

SCALE: 1/16" = 1'-0"

2' 0 8' 16' 32'

ARCHITECTURAL REPAIR QUANTITIES (LEVEL 8)			
KEY NOTES	QUANTITY	UNIT OF QTY.	NUMBER OF LOCATIONS
1D	5	PCS	1
5B	4	PCS	1
5C	19704	SQFT	ENTIRE LEVEL
5D	2152	SQFT	4
5E	1	PCS	1
5F	14	PCS	7

DRAWING NOTES:

1. SEE DRAWING D13-A-002 FOR THE LIST OF KEY NOTES.
2. ARCHITECTURAL REPAIR QUANTITIES ARE FOR THE ENTIRE LEVEL.
3. SEE DRAWING D13-A-116 FOR ADDITIONAL ITEMS ON ARCHITECTURAL REPAIR QUANTITY SCHEDULE AT LEVEL 8.

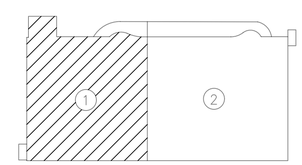

KEY PLAN

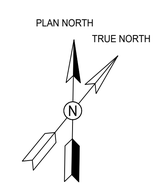

GFP A Gannett Fleming/Parsons JOINT VENTURE

STATE OF MARYLAND GRAHAM LANE THOMAS No. 8567 ARCHITECT 01/25/2018

"PROFESSIONAL CERTIFICATION: I HEREBY CERTIFY THAT THESE DOCUMENTS WERE PREPARED OR APPROVED BY ME, AND THAT I AM A DULY LICENSED ARCHITECT UNDER THE LAWS OF THE STATE OF MARYLAND."

LICENSE No. 8567

EXPIRATION DATE: 05/02/2019

- COMAR 09.21.02.04

DESIGNED		DATE
DRAWN	A.KATIGBAK	01/2018 DATE
CHECKED	G.THOMAS	01/2018 DATE

REFERENCE DRAWINGS		REVISIONS		
NUMBER	TITLE	DATE	NUM	DESCRIPTION
		01/25/2018	0	FINAL SUBMITTAL

WASHINGTON METROPOLITAN AREA TRANSIT AUTHORITY

OFFICE OF DESIGN AND CONSTRUCTION
IRPG - FIXED FACILITIES

APPROVED 01/25/2018 DATE
JOHN PURDY
ENGINEERING MANAGER

APPROVED 01/25/2018 DATE
GRAHAM THOMAS
ARCHITECT OF RECORD

REHABILITATION OF PARKING GARAGES
D13 - NEW CARROLLTON PARKING GARAGE
LEVEL 8
PARTIAL FLOOR PLAN 1

M NO.	CONTRACT NO.	SCALE	DRAWING NO.	SHEET NO.
M1301	FQ18064	1/16" = 1'-0"	D13-A-115	139 of 503

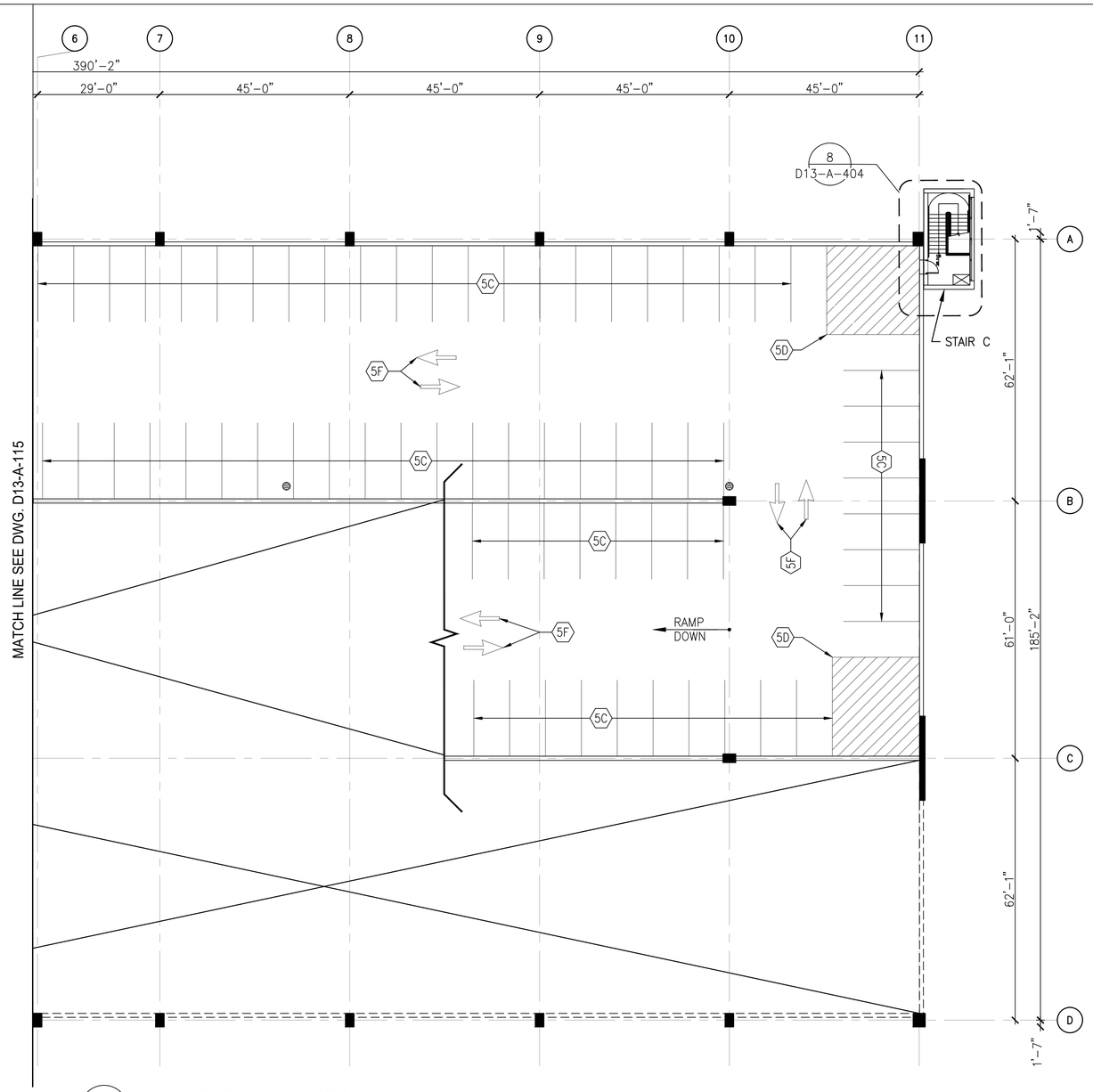

1 D13-A-116 LEVEL 8 - PARTIAL FLOOR PLAN 2

SCALE: 1/16" = 1'-0"

2' 0 8' 16' 32'

DRAWING NOTES:

1. SEE DRAWING D13-A-002 FOR THE LIST OF KEY NOTES.
2. SEE DRAWING D13-A-115 FOR ARCHITECTURAL REPAIR QUANTITIES.
3. SEE DRAWING D13-A-115 FOR ADDITIONAL ITEMS ON ARCHITECTURAL REPAIR QUANTITY SCHEDULE AT LEVEL 8.

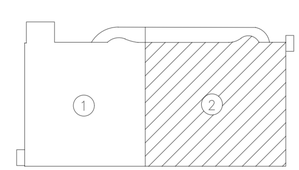

KEY PLAN

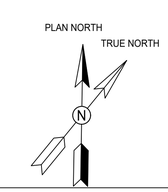

GFP A Gannett Fleming/Parsons JOINT VENTURE

STATE OF MARYLAND GRAHAM LANE THOMAS No. 8567 ARCHITECT

"PROFESSIONAL CERTIFICATION: I HEREBY CERTIFY THAT THESE DOCUMENTS WERE PREPARED OR APPROVED BY ME, AND THAT I AM A DULY LICENSED ARCHITECT UNDER THE LAWS OF THE STATE OF MARYLAND."

LICENSE No. 8567

EXPIRATION DATE: 05/02/2019

01/25/2018

- COMAR 09.21.02.04

DESIGNED		DATE
DRAWN	A.KATIGBAK	01/2018 DATE
CHECKED	G.THOMAS	01/2018 DATE

REFERENCE DRAWINGS

NUMBER	TITLE

REVISIONS

DATE	NUM	DESCRIPTION
01/25/2018	0	FINAL SUBMITTAL

WASHINGTON METROPOLITAN AREA TRANSIT AUTHORITY

OFFICE OF DESIGN AND CONSTRUCTION
IRPG - FIXED FACILITIES

APPROVED 01/25/2018 DATE
JOHN PURDY
ENGINEERING MANAGER

APPROVED 01/25/2018 DATE
GRAHAM THOMAS
ARCHITECT OF RECORD

REHABILITATION OF PARKING GARAGES
D13 - NEW CARROLLTON PARKING GARAGE
LEVEL 8
PARTIAL FLOOR PLAN 2

M NO.	CONTRACT NO.	SCALE	DRAWING NO.	SHEET NO.
M1301	FQ18064	1/16" = 1'-0"	D13-A-116	140 of 503

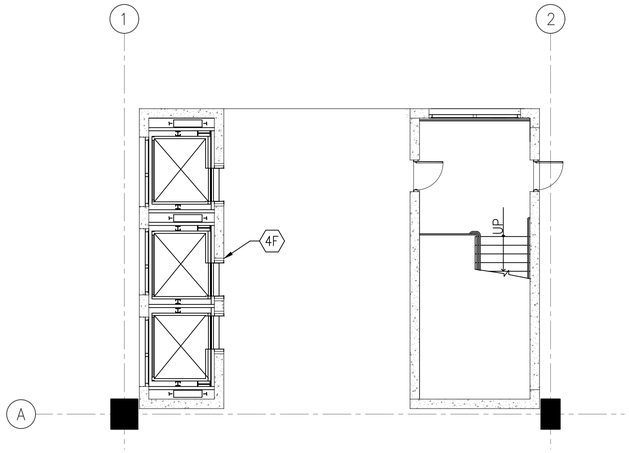

1 D13-A-401 LEVEL 1 - STAIR A/ELEVATOR PLAN

SCALE: 1/8" = 1' – 0"

1' 0 4' 8' 16'

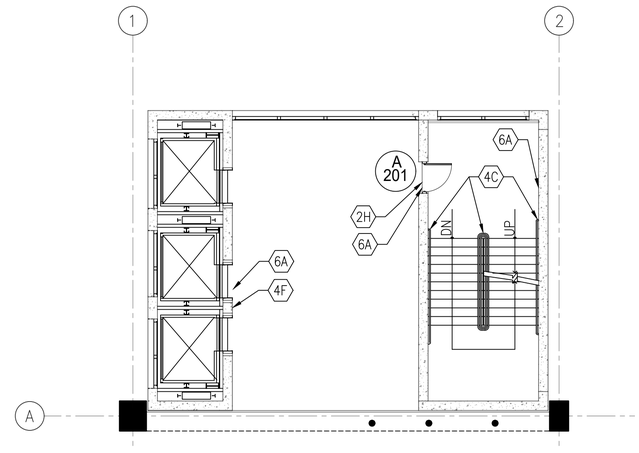

2 D13-A-401 LEVEL 2 - STAIR A/ELEVATOR PLAN

SCALE: 1/8" = 1' – 0"

1' 0 4' 8' 16'

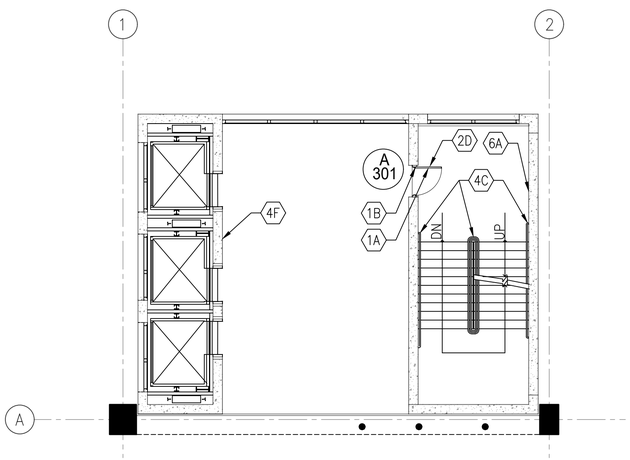

3 D13-A-401 LEVEL 3 - STAIR A/ELEVATOR PLAN

SCALE: 1/8" = 1' – 0"

1' 0 4' 8' 16'

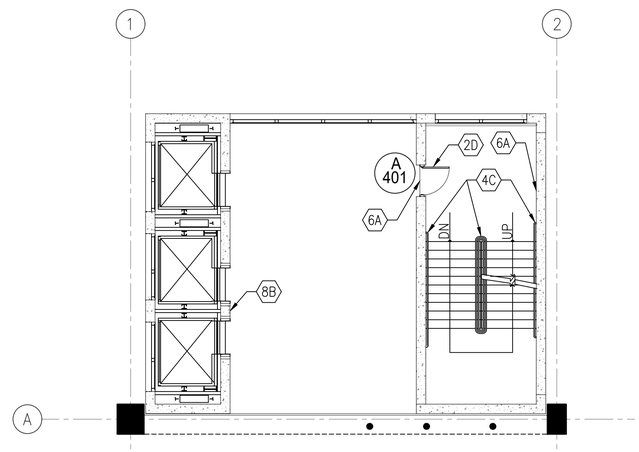

4 D13-A-401 LEVEL 4 - STAIR A/ELEVATOR PLAN

SCALE: 1/8" = 1' – 0"

1' 0 4' 8' 16'

DRAWING NOTES:

1. SEE DRAWING D13–A–002 FOR THE LIST OF KEY NOTES.
2. ARCHITECTURAL REPAIR QUANTITIES ARE FOR ENTIRE STAIR A.
3. SEE DRAWING D13–A–402 FOR ADDITIONAL ITEMS ON ARCHITECTURAL REPAIR QUANTITY SCHEDULE AT STAIR A.
4. KEYNOTE 6A ON STAIRS INDICATES THE CONDITION FOR THE ENTIRE SIDE OF THE STAIR WHERE IT MEETS THE WALL.
5. KEYNOTES 4F AND 8B REFER TO PAINT CONDITION. THE UNDERLYING CONDITION OF THE WALL IS TO BE ADDRESSED PRIOR TO PAINTING.
6. PAINT AROUND ELEVATORS IS TO MATCH EXISTING COLOR PER FLOOR.

ARCHITECTURAL REPAIR QUANTITIES (STAIR A)

KEY NOTES	QUANTITY	UNIT OF QTY.	NUMBER OF LOCATIONS
1A	2	PC	2
1B	2	PC	2
1K	3	LFT	1
2D	3	PCS	2
2H	1	PC	1
4C	660	SQFT	TYPICAL ENTIRE STAIR
4F	600	SQFT	6
6A	102.5	LFT	11
7C	1	PC	1
8B	35	SQFT	5

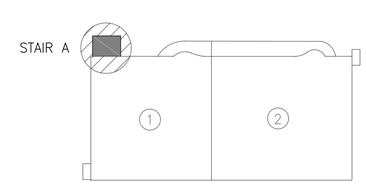

KEY PLAN

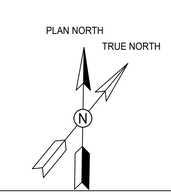

A Gannett Fleming/Parsons JOINT VENTURE

STATE OF MARYLAND GRAHAM LANE THOMAS No. 8567 ARCHITECT

"PROFESSIONAL CERTIFICATION: I HEREBY CERTIFY THAT THESE DOCUMENTS WERE PREPARED OR APPROVED BY ME, AND THAT I AM A DULY LICENSED ARCHITECT UNDER THE LAWS OF THE STATE OF MARYLAND."

LICENSE No. 8567

EXPIRATION DATE: 05/02/2019

01/25/2018

- COMAR 09.21.02.04

DESIGNED		DATE
DRAWN	A.KATIGBAK	01/2018 DATE
CHECKED	G.THOMAS	01/2018 DATE

REFERENCE DRAWINGS

NUMBER	TITLE

REVISIONS

DATE	NUM	DESCRIPTION
01/25/2018	0	FINAL SUBMITTAL

WASHINGTON METROPOLITAN AREA TRANSIT AUTHORITY

OFFICE OF DESIGN AND CONSTRUCTION
IRPG - FIXED FACILITIES

APPROVED 01/25/2018
JOHN PURDY DATE
ENGINEERING MANAGER

APPROVED 01/25/2018
GRAHAM THOMAS DATE
ARCHITECT OF RECORD

REHABILITATION OF PARKING GARAGES
D13 - NEW CARROLLTON PARKING GARAGE
STAIR A/ ELEVATOR
FLOOR PLANS

M NO.	CONTRACT NO.	SCALE	DRAWING NO.	SHEET NO.
M1301	FQ18064	1/8" = 1'-0"	D13-A-401	141 of 503

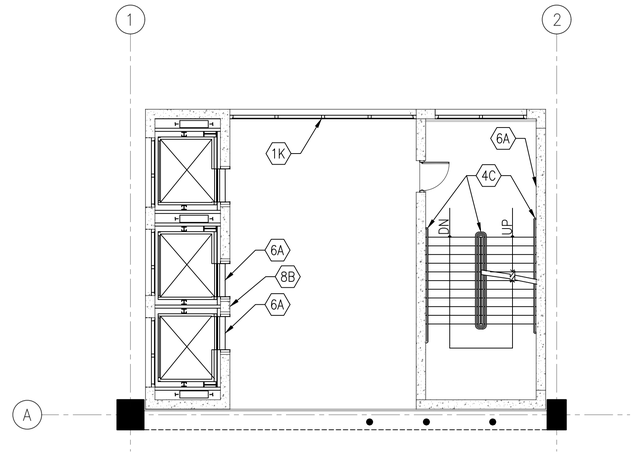

1 D13-A-402 LEVEL 5 - STAIR A/ELEVATOR PLAN

SCALE: 1/8" = 1' - 0"

1' 0 4' 8' 16'

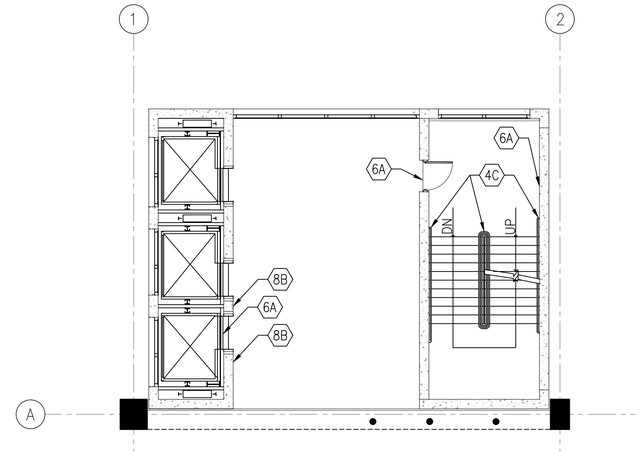

2 D13-A-402 LEVEL 6 - STAIR A/ELEVATOR PLAN

SCALE: 1/8" = 1' - 0"

1' 0 4' 8' 16'

DRAWING NOTES:

1. SEE DRAWING D13-A-002 FOR THE LIST OF KEY NOTES.
2. SEE DRAWING D13-A-401 FOR ARCHITECTURAL REPAIR QUANTITIES.
3. SEE DRAWING D13-A-401 FOR ADDITIONAL ITEMS ON ARCHITECTURAL REPAIR QUANTITIES ON STAIR A.

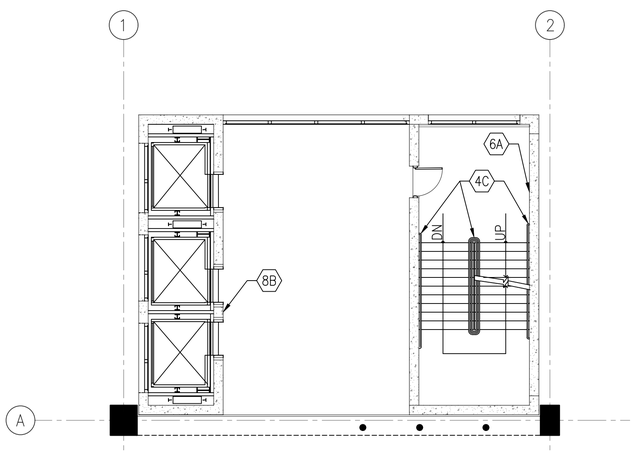

3 D13-A-402 LEVEL 7 - STAIR A/ELEVATOR PLAN

SCALE: 1/8" = 1' - 0"

1' 0 4' 8' 16'

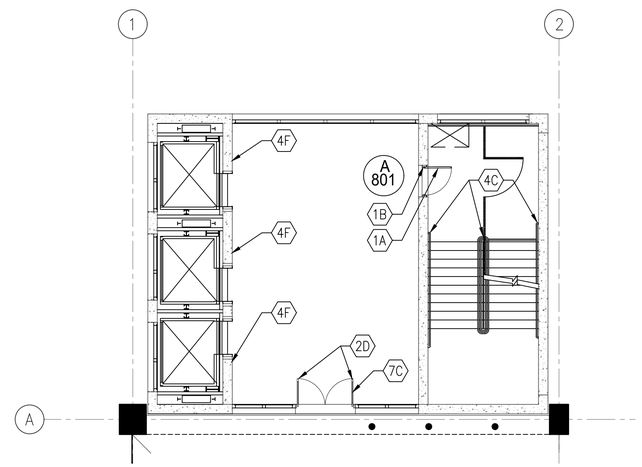

4 D13-A-402 LEVEL 8 - STAIR A/ELEVATOR PLAN

SCALE: 1/8" = 1' - 0"

1' 0 4' 8' 16'

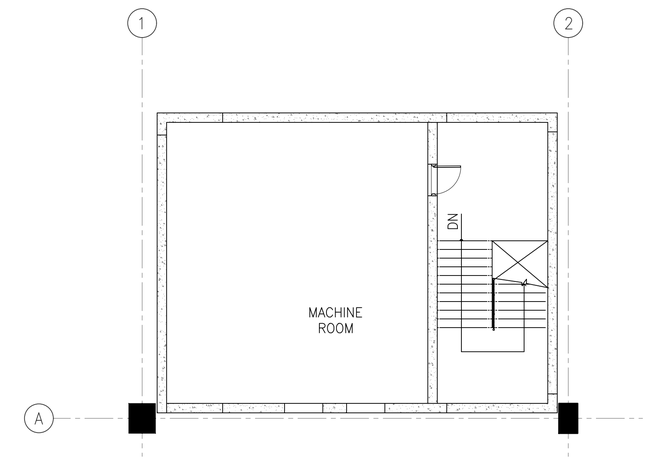

5 D13-A-402 MACHINE ROOM - STAIR A/ELEVATOR PLAN

SCALE: 1/8" = 1' - 0"

1' 0 4' 8' 16'

STAIR A

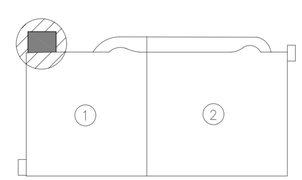

KEY PLAN

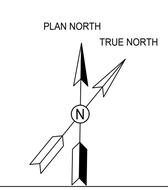

A Gannett Fleming/Parsons JOINT VENTURE

STATE OF MARYLAND GRAHAM LANE THOMAS No. 4551 ARCHITECT

01/25/2018

"PROFESSIONAL CERTIFICATION: I HEREBY CERTIFY THAT THESE DOCUMENTS WERE PREPARED OR APPROVED BY ME, AND THAT I AM A DULY LICENSED ARCHITECT UNDER THE LAWS OF THE STATE OF MARYLAND."

LICENSE No. 8567

EXPIRATION DATE: 05/02/2018

- COMAR 09.21.02.04

DESIGNED		DATE
DRAWN	A.KATIGBAK	01/2018 DATE
CHECKED	G.THOMAS	01/2018 DATE

REFERENCE DRAWINGS

NUMBER	TITLE

REVISIONS

DATE	NUM	DESCRIPTION
01/25/2018	0	FINAL SUBMITTAL

WASHINGTON METROPOLITAN AREA TRANSIT AUTHORITY

OFFICE OF DESIGN AND CONSTRUCTION
IRPG - FIXED FACILITIES

APPROVED 01/25/2018
JOHN PURDY DATE
ENGINEERING MANAGER

APPROVED 01/25/2018
GRAHAM THOMAS DATE
ARCHITECT OF RECORD

REHABILITATION OF PARKING GARAGES
D13 - NEW CARROLLTON PARKING GARAGE
STAIR A/ELEVATOR
FLOOR PLANS

M NO.	CONTRACT NO.	SCALE	DRAWING NO.	SHEET NO.
M1301	FQ18064	1/8" = 1'-0"	D13-A-402	142 of 503

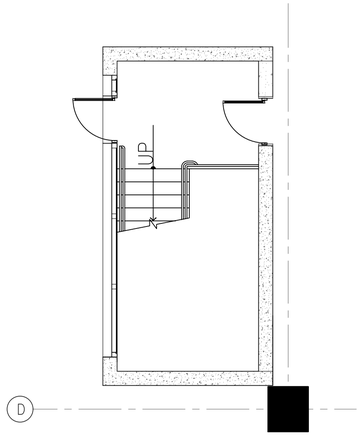

1 LEVEL 1 - STAIR B FLOOR PLAN
D13-A-403 SCALE: 3/16" = 1' - 0"
1' 0 4' 8' 16'

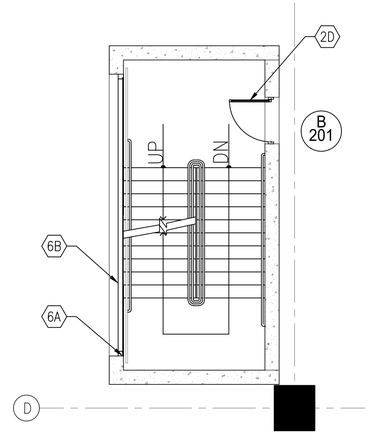

2 LEVEL 2 - STAIR B FLOOR PLAN
D13-A-403 SCALE: 3/16" = 1' - 0"
1' 0 4' 8' 16'

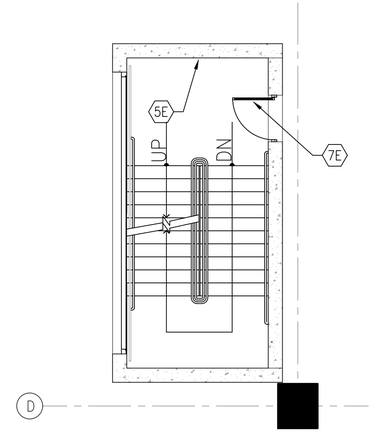

3 LEVEL 3 - STAIR B FLOOR PLAN
D13-A-403 SCALE: 3/16" = 1' - 0"
1' 0 4' 8' 16'

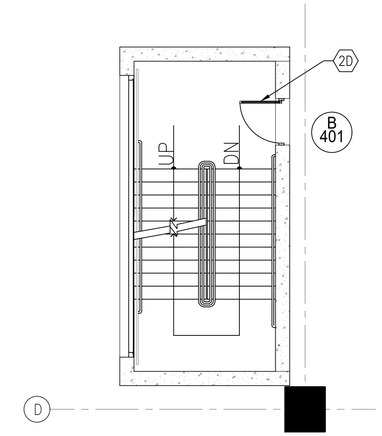

4 LEVEL 4 - STAIR B FLOOR PLAN
D13-A-403 SCALE: 3/16" = 1' - 0"
1' 0 4' 8' 16'

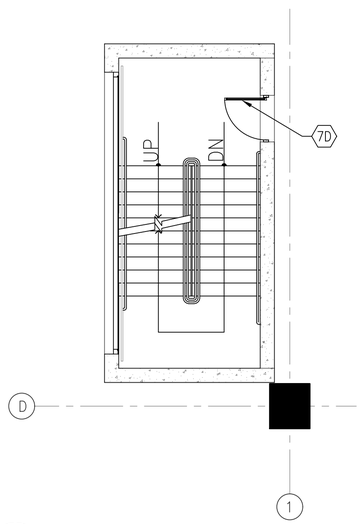

5 LEVEL 5 - STAIR B FLOOR PLAN
D13-A-403 SCALE: 3/16" = 1' - 0"
1' 0 4' 8' 16'

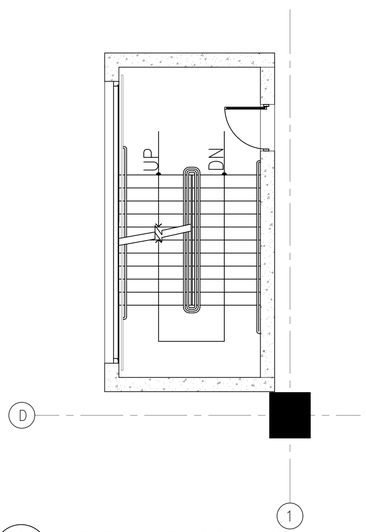

6 LEVEL 6 - STAIR B FLOOR PLAN
D13-A-403 SCALE: 3/16" = 1' - 0"
1' 0 4' 8' 16'

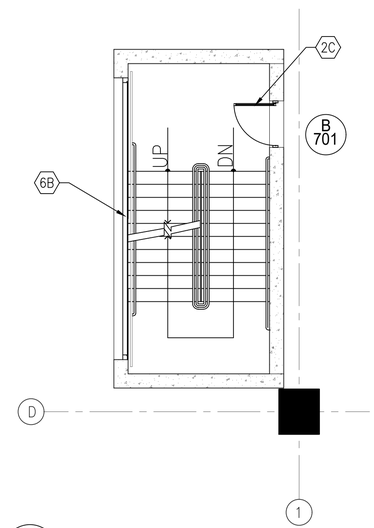

7 LEVEL 7 - STAIR B FLOOR PLAN
D13-A-403 SCALE: 3/16" = 1' - 0"
1' 0 4' 8' 16'

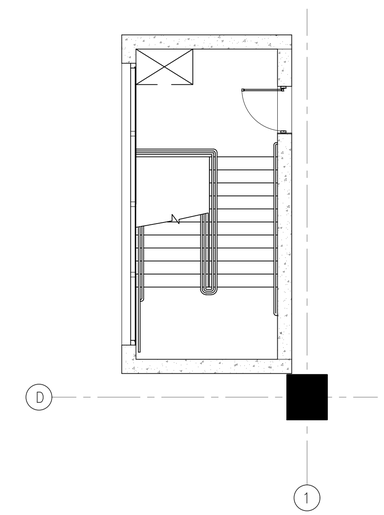

8 LEVEL 8 - STAIR B FLOOR PLAN
D13-A-403 SCALE: 3/16" = 1' - 0"
1' 0 4' 8' 16'

DRAWING NOTES:

1. SEE DRAWING D13-A-002 FOR THE LIST OF KEY NOTES.

ARCHITECTURAL REPAIR QUANTITIES (STAIR B)

KEY NOTES	QUANTITY	UNIT OF QTY.	NUMBER OF LOCATIONS
2C	1	PC	1
2D	2	PCS	2
5E	1	PCS	1
6A	4	SQIN	1
6B	1	LFT	2
7D	2	PCS	1
7E	1	PC	1

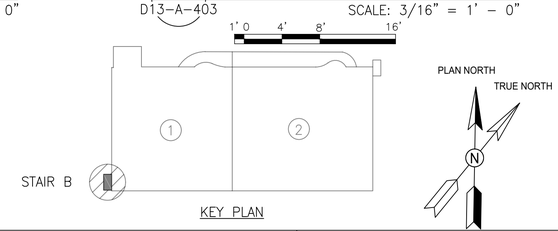

KEY PLAN

A Gannett Fleming/Parsons JOINT VENTURE

STATE OF MARYLAND GRAHAM LANE THOMAS No. 8567 ARCHITECT

"PROFESSIONAL CERTIFICATION: I HEREBY CERTIFY THAT THESE DOCUMENTS WERE PREPARED OR APPROVED BY ME, AND THAT I AM A DULY LICENSED ARCHITECT UNDER THE LAWS OF THE STATE OF MARYLAND."

LICENSE No. 8567

EXPIRATION DATE: 05/02/2019

01/25/2018

- COMAR 09.21.02.04

DESIGNED		DATE
DRAWN	A.KATIGBAK	01/2018 DATE
CHECKED	G.THOMAS	01/2018 DATE

REFERENCE DRAWINGS

NUMBER	TITLE

REVISIONS

DATE	NUM	DESCRIPTION
01/25/2018	0	FINAL SUBMITTAL

WASHINGTON METROPOLITAN AREA TRANSIT AUTHORITY

OFFICE OF DESIGN AND CONSTRUCTION
IRPG - FIXED FACILITIES

APPROVED 01/25/2018
JOHN PURDY DATE
ENGINEERING MANAGER

APPROVED 01/25/2018
GRAHAM THOMAS DATE
ARCHITECT OF RECORD

REHABILITATION OF PARKING GARAGES
D13 - NEW CARROLLTON PARKING GARAGE
STAIR B
FLOOR PLANS

M NO.	CONTRACT NO.	SCALE	DRAWING NO.	SHEET NO.
M1301	FQ18064	3/16" = 1'-0"	D13-A-403	143 of 503

DRAWING NOTES:

1. SEE DRAWING D13–A–002 FOR THE LIST OF KEY NOTES.

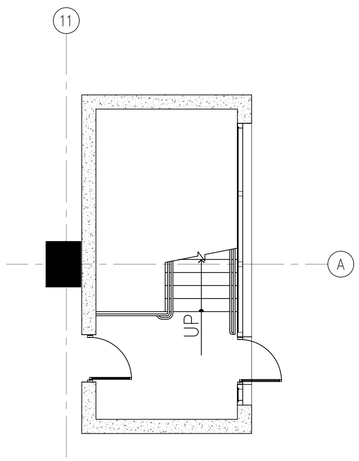

1 LEVEL 1 - STAIR C FLOOR PLAN
D13–A–404 SCALE: 3/16" = 1' – 0"
1' 0 4' 8' 16'

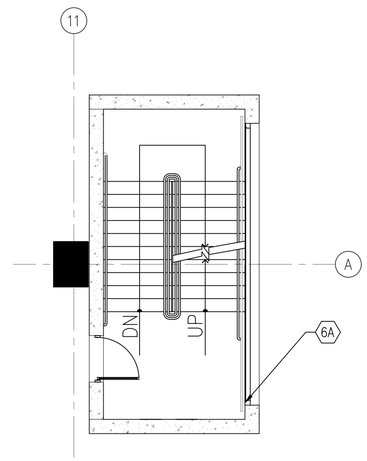

2 LEVEL 2 - STAIR C FLOOR PLAN
D13–A–404 SCALE: 3/16" = 1' – 0"
1' 0 4' 8' 16'

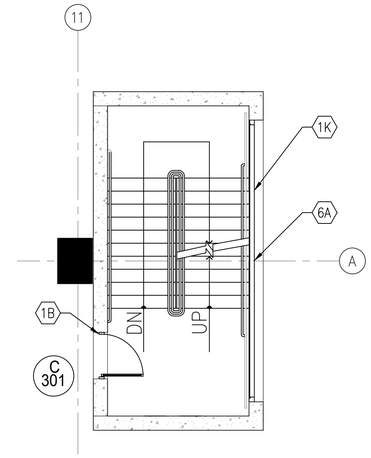

3 LEVEL 3 - STAIR C FLOOR PLAN
D13–A–404 SCALE: 3/16" = 1' – 0"
1' 0 4' 8' 16'

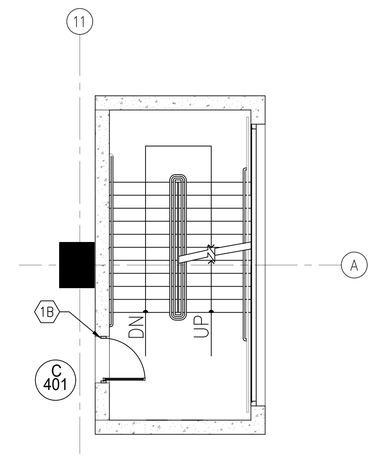

4 LEVEL 4 - STAIR C FLOOR PLAN
D13–A–404 SCALE: 3/16" = 1' – 0"
1' 0 4' 8' 16'

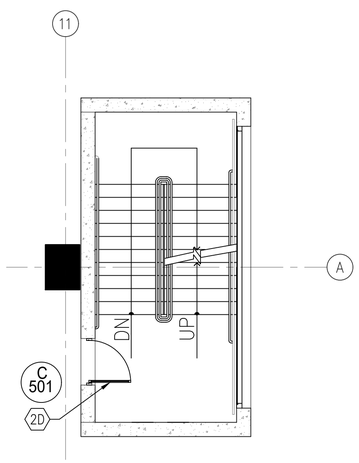

5 LEVEL 5 - STAIR C FLOOR PLAN
D13–A–404 SCALE: 3/16" = 1' – 0"
1' 0 4' 8' 16'

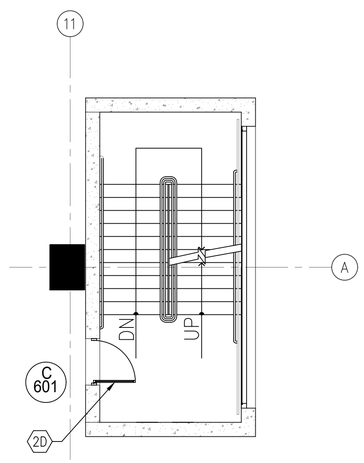

6 LEVEL 6 - STAIR C FLOOR PLAN
D13–A–404 SCALE: 3/16" = 1' – 0"
1' 0 4' 8' 16'

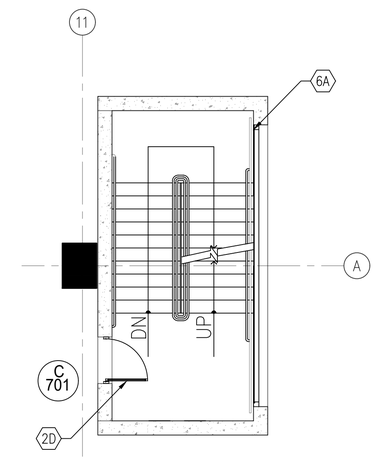

7 LEVEL 7 - STAIR C FLOOR PLAN
D13–A–404 SCALE: 3/16" = 1' – 0"
1' 0 4' 8' 16'

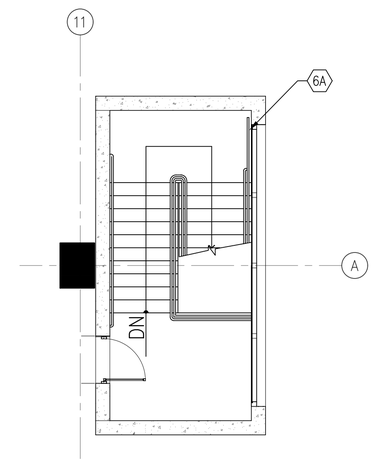

8 LEVEL 8 - STAIR C FLOOR PLAN
D13–A–404 SCALE: 3/16" = 1' – 0"
1' 0 4' 8' 16'

ARCHITECTURAL REPAIR QUANTITIES (STAIR C)			
KEY NOTES	QUANTITY	UNIT OF QTY.	NUMBER OF LOCATIONS
1B	2	PCS	2
1K	1	LFT	1
2D	3	PCS	3
6A	1	LFT	4

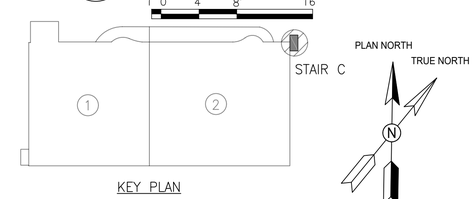

KEY PLAN

GFP A Gannett Fleming/Parsons JOINT VENTURE

STATE OF MARYLAND GRAHAM LANE THOMAS No. 8567 ARCHITECT

"PROFESSIONAL CERTIFICATION: I HEREBY CERTIFY THAT THESE DOCUMENTS WERE PREPARED OR APPROVED BY ME, AND THAT I AM A DULY LICENSED ARCHITECT UNDER THE LAWS OF THE STATE OF MARYLAND."

LICENSE No. 8567

EXPIRATION DATE: 05/02/2019

01/25/2018

- COMAR 09.21.02.04

DESIGNED		DATE
DRAWN	A.KATIGBAK	01/2018 DATE
CHECKED	G.THOMAS	01/2018 DATE

REFERENCE DRAWINGS		REVISIONS		
NUMBER	TITLE	DATE	NUM	DESCRIPTION
		01/25/2018	0	FINAL SUBMITTAL

WASHINGTON METROPOLITAN AREA TRANSIT AUTHORITY

OFFICE OF DESIGN AND CONSTRUCTION
IRPG - FIXED FACILITIES

APPROVED 01/25/2018
JOHN PURDY DATE
ENGINEERING MANAGER

APPROVED 01/25/2018
GRAHAM THOMAS DATE
ARCHITECT OF RECORD

REHABILITATION OF PARKING GARAGES
D13 - NEW CARROLLTON PARKING GARAGE
STAIR C
FLOOR PLANS

M NO.	CONTRACT NO.	SCALE	DRAWING NO.	SHEET NO.
M6301	FQ18064	3/16" = 1'-0"	D13-A-404	144 of 503

DOOR REPAIR SCHEDULE

DOOR No.	LOCATION (ROOM No.) ROOM NAME	UL RATING	REPAIR CODE (S)	REPLACEMENT CODE (R)	DOOR SIZE	DOOR MAT'L.	DOOR TYPE	FRAME MAT'L.	FRAME TYPE	HEAD DETAIL	JAMB DETAIL	SILL DETAIL	HDW. SET	REMARKS
A–201	STAIR A LEVEL 2	90 MIN		TH	3'–0" X 7'–0" X 1 3/4"	HM	A	HM	1	1	2	3	1	
A–301	STAIR A LEVEL 3	90 MIN		D,F	3'–0" X 7'–0" X 1 3/4"	HM	A	HM	1	1	2	3	1	
A–401	STAIR A LEVEL 4	90 MIN		C	3'–0" X 7'–0" X 1 3/4"	HM	A	HM	1	1	2	3	1	
A–801	STAIR A LEVEL 8	90 MIN		D,F	3'–0" X 7'–0" X 1 3/4"	HM	A	HM	1	1	2	3	1	
B–201	STAIR B LEVEL 2	90 MIN		C	3'–0" X 7'–0" X 1 3/4"	HM	A	HM	1	1	2	3	1	
B–401	STAIR B LEVEL 4	90 MIN		C	3'–0" X 7'–0" X 1 3/4"	HM	A	HM	1	1	2	3	1	
B–701	STAIR B LEVEL 7	90 MIN		C	3'–0" X 7'–0" X 1 3/4"	HM	A	HM	1	1	2	3	1	
C–301	STAIR C LEVEL 3	90 MIN		C	3'–0" X 7'–0" X 1 3/4"	HM	A	HM	1	1	2	3	1	
C–401	STAIR C LEVEL 4	90 MIN		C	3'–0" X 7'–0" X 1 3/4"	HM	A	HM	1	1	2	3	1	
C–501	STAIR C LEVEL 5	90 MIN		C	3'–0" X 7'–0" X 1 3/4"	HM	A	HM	1	1	2	3	1	
C–601	STAIR C LEVEL 6	90 MIN		C	3'–0" X 7'–0" X 1 3/4"	HM	A	HM	1	1	2	3	1	
C–701	STAIR C LEVEL 7	90 MIN		C	3'–0" X 7'–0" X 1 3/4"	HM	A	HM	1	1	2	3	1	
E–401	GARAGE LEVEL 4	90 MIN		C	3'–0" X 7'–0" X 1 3/4"	HM	A	HM	1	1	2	3	1	

1 D13–A–501 DOOR TYPES

SCALE: 1/4" = 1'–0"

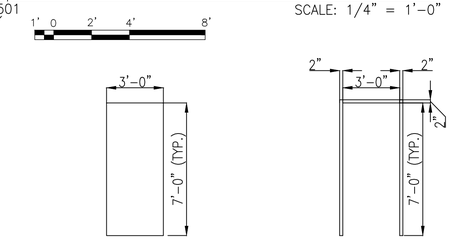

DOOR TYPE (A)

FRAME TYPE (1)

HARDWARE SETS

SET 1	
QUANTITY	HARDWARE
3 EACH	BUTT HINGES
1 EACH	PANIC DEVICE (PASSAGE FUNCTION)
1 EACH	DOOR CLOSER
1 EACH	FLOOR–TYPE STOP
1 EACH	JAMB, HEAD AND SILL WEATHER STRIPPING
1 EACH	THRESHOLD
SET 2	
QUANTITY	HARDWARE
3 EACH	BUTT HINGES
1 EACH	LOCKSET (STORE RM. FUNCTION) ANSI F07
1 EACH	DOOR CLOSER W/ HOLD OPEN
1 EACH	FLOOR–TYPE STOP
SET 3	
QUANTITY	HARDWARE
3 EACH	BUTT HINGES
1 EACH	DOOR CLOSER
1 EACH	PULL HANDLE
1 EACH	PUSH BAR
1 EACH	WEATHERSTRIPPING
1 EACH	THRESHOLD

REPAIR CODES

D	SCRAPE CLEAN, PRIME, AND REPAINT EXISTING DOOR
F	SCRAPE CLEAN, PRIME, AND REPAINT EXISTING FRAME

REPLACEMENT CODES

D	REPLACE DETERIORATED DOOR IN KIND
F	REPLACE DETERIORATED FRAME IN KIND
C	REPLACE DETERIORATED CLOSER
HW	REPLACE DETERIORATED PANIC HARDWARE
H	REPLACE DETERIORATED HINGES
W	REPLACE DETERIORATED WEATHER STRIPPING
G	REPLACE BROKEN GLAZING
TH	REPLACE THRESHOLD

GFP A Gannett Fleming/Parsons JOINT VENTURE

STATE OF MARYLAND GRAHAM LANE THOMAS No. 8567 ARCHITECT

"PROFESSIONAL CERTIFICATION: I HEREBY CERTIFY THAT THESE DOCUMENTS WERE PREPARED OR APPROVED BY ME, AND THAT I AM A DULY LICENSED ARCHITECT UNDER THE LAWS OF THE STATE OF MARYLAND."

LICENSE No. 8567

EXPIRATION DATE: 05/02/2019

01/25/2018

- COMAR 09.21.02.04

DESIGNED ____ DATE

DRAWN A.KATIGBAK 01/2018 DATE

CHECKED G.THOMAS 01/2018 DATE

REFERENCE DRAWINGS	
NUMBER	TITLE

REVISIONS		
DATE	NUM	DESCRIPTION
01/25/2018	0	FINAL SUBMITTAL

WASHINGTON METROPOLITAN AREA TRANSIT AUTHORITY

OFFICE OF DESIGN AND CONSTRUCTION
IRPG - FIXED FACILITIES

APPROVED 01/25/2018 DATE
JOHN PURDY
ENGINEERING MANAGER

APPROVED 01/25/2018 DATE
GRAHAM THOMAS
ARCHITECT OF RECORD

REHABILITATION OF PARKING GARAGES
D13 - NEW CARROLLTON PARKING GARAGE
DOOR REPAIR SCHEDULE

M NO.	CONTRACT NO.	SCALE	DRAWING NO.	SHEET NO.
M1301	FQ18064	AS NOTED	D13-A-501	145 of 503

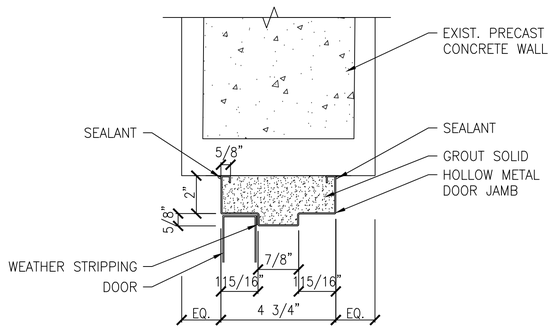

HEAD 1

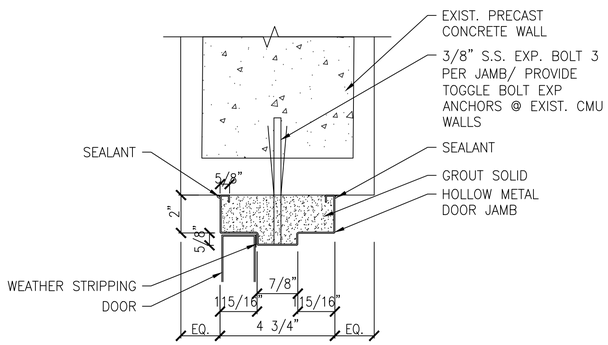

JAMB 2

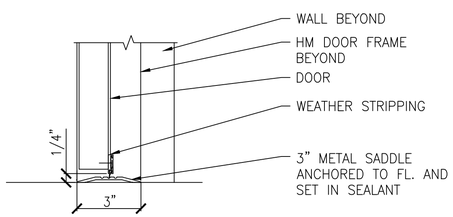

SILL 3

INSIDE/OUTSIDE

1 H.M. DOOR, HEAD, JAMB AND SILL DETAIL
D13-A-502 3" = 1' - 0"

3 2 1 0 3" 6" 9" 12"

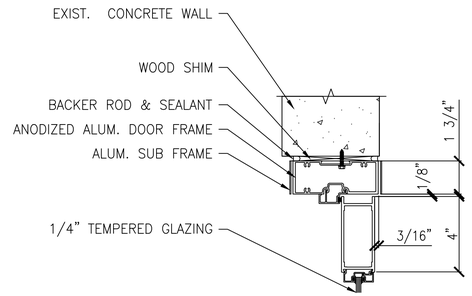

HEAD 4

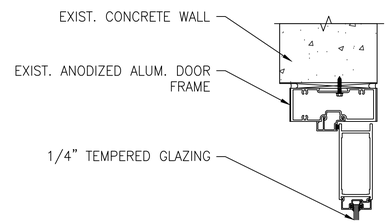

JAMB 5

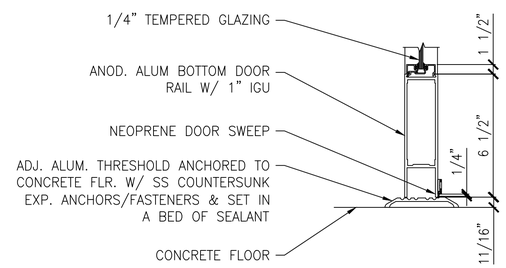

SILL 6

INSIDE/OUTSIDE

2 ALUMINUM DOORS AND FRAMES DETAIL
D13-A-502 3" = 1' - 0"

3 2 1 0 3" 6" 9" 12"

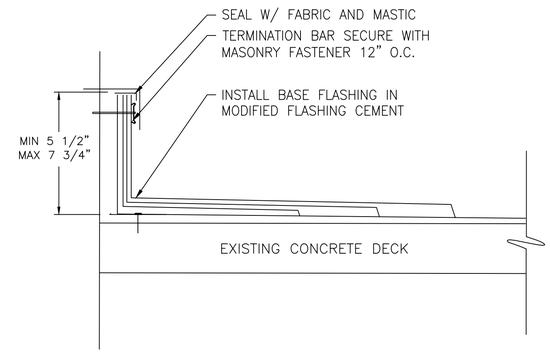

3 FLASHING REPAIR DETAIL
D13-A-502 N.T.S.

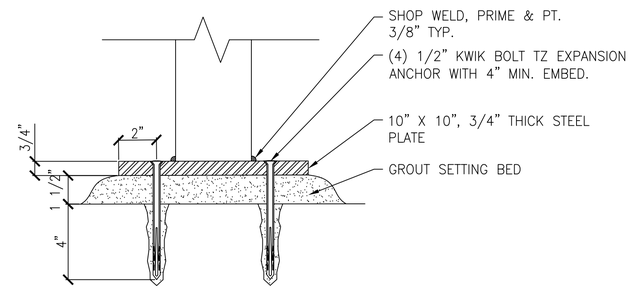

SECTION

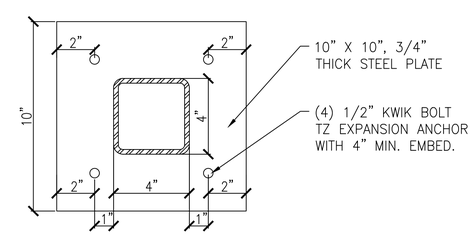

PLAN

4 SIGN POST BASE PLATE REPAIR DETAIL
D13-A-502 3" = 1' - 0"

3 2 1 0 3" 6" 9" 12"

DRAWING NOTES:

1. EXIST. HOLLOW METAL DOORS AND DOOR HARDWARE TO BE REMOVED AND REPAIRED. RESTORED DOORS AND DOOR HARDWARE TO BE REINSTALLED.
2. ANY DOORS, FRAMES AND/OR DOOR HARDWARE FOUND TO BE DETERIORATED BEYOND THE POINT OF PROPER FUNCTION SHALL BE REPLACED IN KIND.
3. PROVIDE NEW DOORS TO MATCH EXISTING TYPE WHERE FOUND TO BE MISSING.
4. REMOVE EXISTING ALUMINUM DOOR IN ITS ENTIRETY INCLUDING FRAME, HINGES, AND ALL HARDWARE AND REPLACE IN KIND.
5. REMOVE AND REPLACE EXISTING DETERIORATED TERMINATION BAR FLASHING IN KIND.
6. DO NOT ALLOW DEMOLISHED OR REMOVED MATERIALS TO DROP, FALL, OR IMPACT STRUCTURES TO REMAIN. PROTECT ALL STRUCTURES TO REMAIN FROM DAMAGE OF ANY KIND. ALL SURFACES DISTURBED BY REMOVALS SHALL BE PATCHED TO MATCH EXISTING ADJACENT FINISHES.
7. CONTRACTOR TO REMOVE ALL DEMOLISHED MATERIALS PROMPTLY FROM SITE.

GFP A Gannett Fleming/Parsons JOINT VENTURE

STATE OF MARYLAND GRAHAM LANE THOMAS No. 8567 ARCHITECT

"PROFESSIONAL CERTIFICATION: I HEREBY CERTIFY THAT THESE DOCUMENTS WERE PREPARED OR APPROVED BY ME, AND THAT I AM A DULY LICENSED ARCHITECT UNDER THE LAWS OF THE STATE OF MARYLAND."

LICENSE No. 8567

EXPIRATION DATE: 05/02/2019

01/25/2018

- COMAR 09.21.02.04

DESIGNED		DATE
DRAWN	A.KATIGBAK	01/2018 DATE
CHECKED	G.THOMAS	01/2018 DATE

REFERENCE DRAWINGS

NUMBER	TITLE

REVISIONS

DATE	NUM	DESCRIPTION
01/25/2018	0	FINAL SUBMITTAL

WASHINGTON METROPOLITAN AREA TRANSIT AUTHORITY

OFFICE OF DESIGN AND CONSTRUCTION
IRPG - FIXED FACILITIES

APPROVED 01/25/2018
JOHN PURDY
ENGINEERING MANAGER
DATE

APPROVED 01/25/2018
GRAHAM THOMAS
ARCHITECT OF RECORD
DATE

REHABILITATION OF PARKING GARAGES
D13 - NEW CARROLLTON PARKING GARAGE
TYPICAL REPAIR DETAILS

M NO.	CONTRACT NO.	SCALE	DRAWING NO.	SHEET NO.
M1301	FQ18064	AS NOTED	D13-A-502	146 of 503

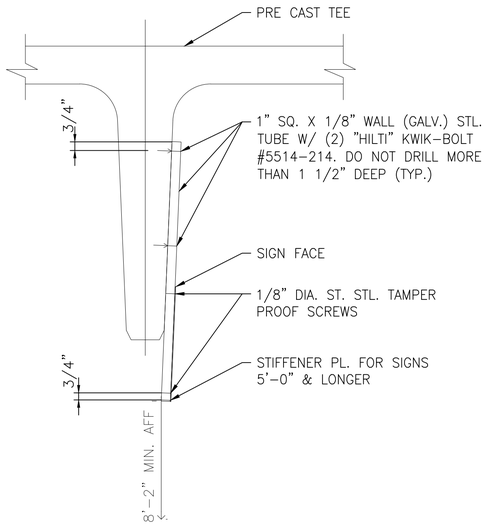

1 HANGING SIGN MOUNTING DETAIL - 1
D13-A-503 N.T.S.

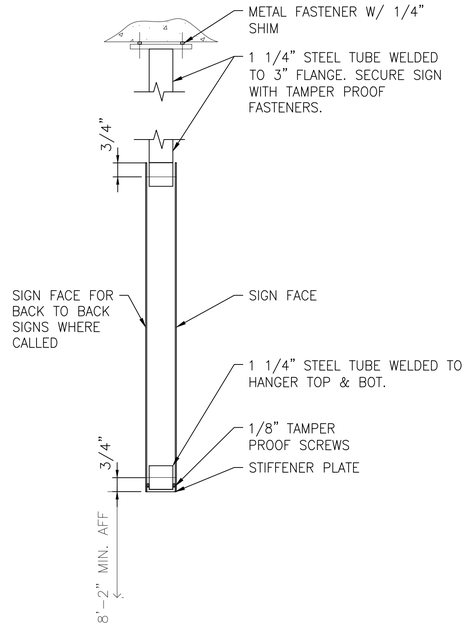

2 HANGING SIGN MOUNTING DETAIL - 2
D13-A-503 N.T.S.

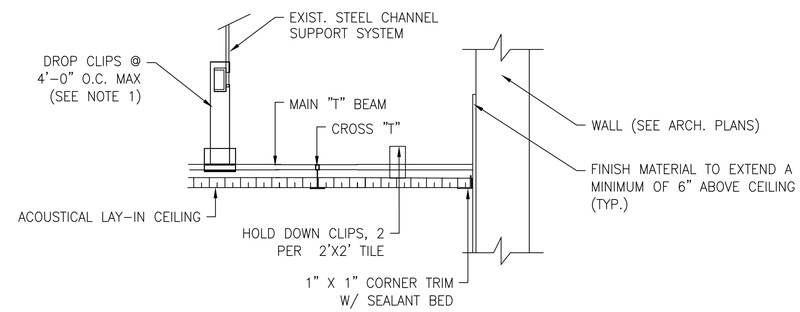

4 ACOUSTICAL LAY-IN CEILING DETAIL
D13-A-503 N.T.S.

DRAWING NOTES:

1. DROP CLIPS SHALL BE OF LENGTH REQUIRED TO PROVIDE CLEARANCE FOR LIGHTING FIXTURES AND OTHER ITEMS ABOVE CEILING. WHERE CLEARANCE IS LIMITED PROVIDE CLIPS THAT CONNECT RUNNER TIGHT TO THE BOTTOM OF CARRYING CHANNELS.
2. ALL DUCTS AND MECHANICAL EQUIPMENT SHALL SUPPORTED INDEPENDENTLY FROM THE CEILING SYSTEM.
3. SEE SPECIFICATIONS FOR ACCEPTABLE METHODS OF SUPPORTING CEILING SUSPENSION SYSTEM FROM DECK ABOVE.
4. DO NOT ALLOW DEMOLISHED OR REMOVED MATERIALS TO DROP, FALL, OR IMPACT STRUCTURES TO REMAIN. PROTECT ALL STRUCTURES TO REMAIN FROM DAMAGE OF ANY KIND. ALL SURFACES DISTURBED BY REMOVALS SHALL BE PATCHED TO MATCH EXISTING ADJACENT FINISHES.
5. CONTRACTOR TO REMOVE ALL DEMOLISHED MATERIALS PROMPTLY FROM SITE.

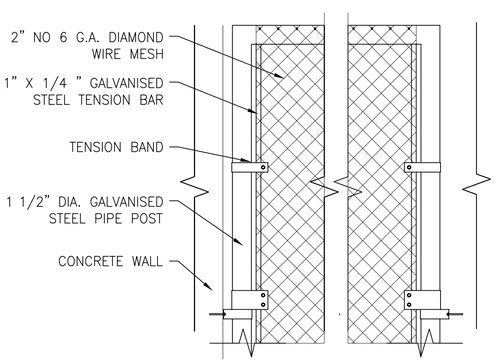

3 FENCING DETAIL
D13-A-503 N.T.S.

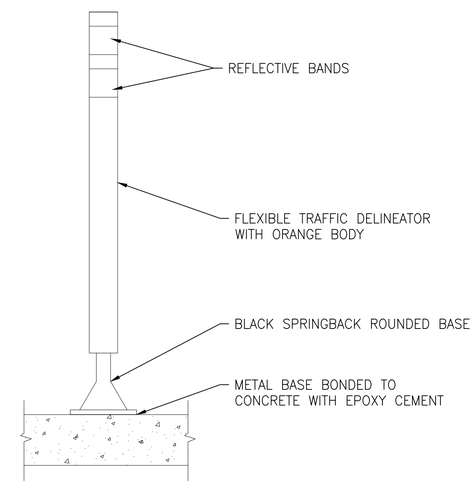

5 TYPICAL DELINEATOR DETAIL
D13-A-503 N.T.S.

GFP A Gannett Fleming/Parsons JOINT VENTURE

STATE OF MARYLAND GRAHAM LANE THOMAS No. 8567 ARCHITECT

"PROFESSIONAL CERTIFICATION: I HEREBY CERTIFY THAT THESE DOCUMENTS WERE PREPARED OR APPROVED BY ME, AND THAT I AM A DULY LICENSED ARCHITECT UNDER THE LAWS OF THE STATE OF MARYLAND."

LICENSE No. 8567
EXPIRATION DATE: 05/02/2019
01/25/2018
- COMAR 09.21.02.04

DESIGNED		DATE
DRAWN	A.KATIGBAK	01/2018 DATE
CHECKED	G.THOMAS	01/2018 DATE

REFERENCE DRAWINGS

NUMBER	TITLE

REVISIONS

DATE	NUM	DESCRIPTION
01/25/2018	0	FINAL SUBMITTAL

WASHINGTON METROPOLITAN AREA TRANSIT AUTHORITY

OFFICE OF DESIGN AND CONSTRUCTION
IRPG - FIXED FACILITIES

APPROVED 01/25/2018
JOHN PURDY
ENGINEERING MANAGER
DATE

APPROVED 01/25/2018
GRAHAM THOMAS
ARCHITECT OF RECORD
DATE

REHABILITATION OF PARKING GARAGES
D13 - NEW CARROLLTON PARKING GARAGE
TYPICAL REPAIR DETAILS

M NO.	CONTRACT NO.	SCALE	DRAWING NO.	SHEET NO.
M1301	FQ18064	N.T.S.	D13-A-503	147 of 503

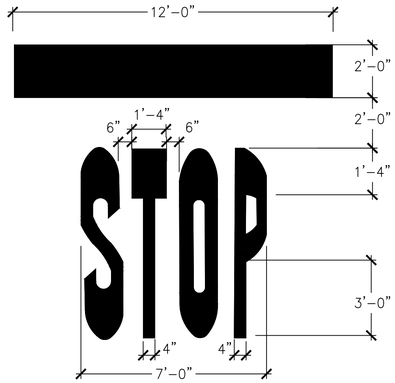

1 TYPICAL STOP BAR DETAIL
D13-A-504 N.T.S.

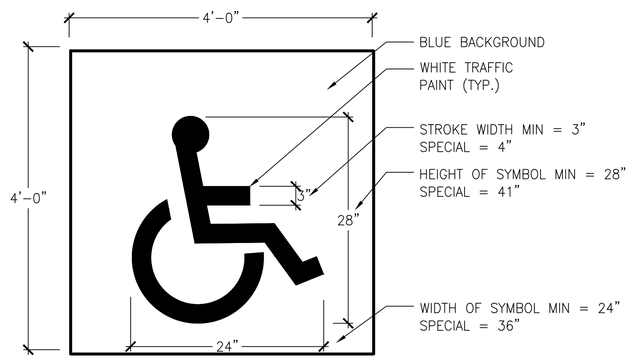

2 TYPICAL ACCESSIBLE PARKING DETAIL
D13-A-504 N.T.S.

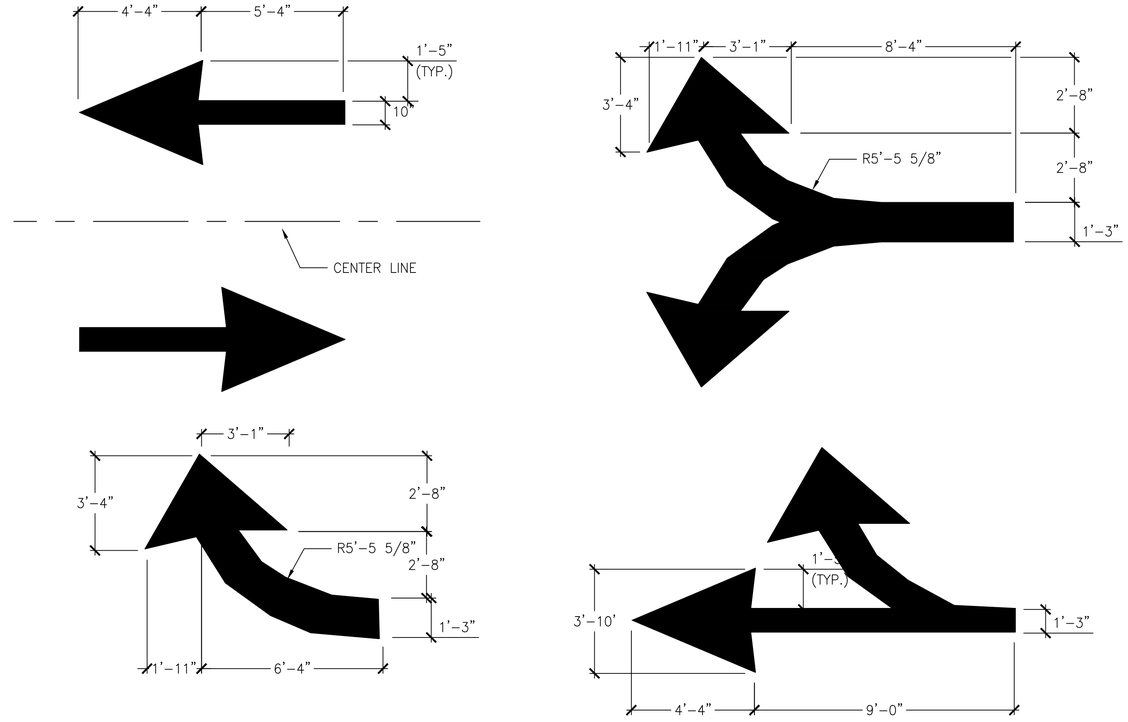

4 PAINTED FLOOR ARROW DETAILS
D13-A-504 N.T.S.

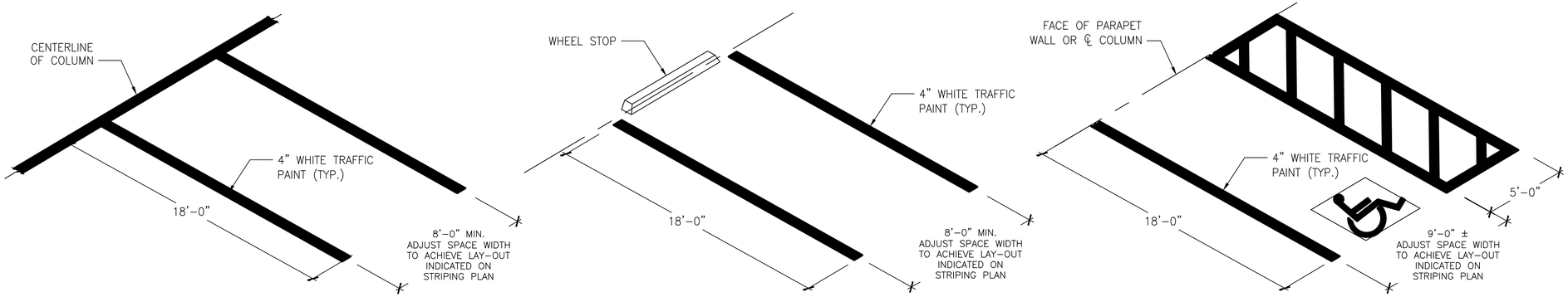

3 TYPICAL PARKING SPACE DETAILS
D13-A-504 N.T.S.

GFP A Gannett Fleming/Parsons JOINT VENTURE

STATE OF MARYLAND GRAHAM LANE THOMAS No. 8567 ARCHITECT

"PROFESSIONAL CERTIFICATION: I HEREBY CERTIFY THAT THESE DOCUMENTS WERE PREPARED OR APPROVED BY ME, AND THAT I AM A DULY LICENSED ARCHITECT UNDER THE LAWS OF THE STATE OF MARYLAND."

LICENSE No. 8567

EXPIRATION DATE: 05/02/2019

01/25/2018

- COMAR 09.21.02.04

DESIGNED		DATE
DRAWN	A.KATIGBAK	01/2018 DATE
CHECKED	G.THOMAS	01/2018 DATE

REFERENCE DRAWINGS

NUMBER	TITLE

REVISIONS

DATE	NUM	DESCRIPTION
01/25/2018	0	FINAL SUBMITTAL

WASHINGTON METROPOLITAN AREA TRANSIT AUTHORITY

OFFICE OF DESIGN AND CONSTRUCTION
IRPG - FIXED FACILITIES

APPROVED 01/25/2018
JOHN PURDY DATE
ENGINEERING MANAGER

APPROVED 01/25/2018
GRAHAM THOMAS DATE
ARCHITECT OF RECORD

REHABILITATION OF PARKING GARAGES
D13 - NEW CARROLLTON PARKING GARAGE
TYPICAL REPAIR DETAILS

M NO.	CONTRACT NO.	SCALE	DRAWING NO.	SHEET NO.
M1301	FQ18064	N.T.S.	D13-A-504	148 of 503

1A D13-A-601 CORROSION ON DOOR

1B D13-A-601 CORROSION ON DOOR FRAME

1D D13-A-601 CORROSION ON BOLLARD

1E D13-A-601 CORROSION ON PIPE GUARD

1H D13-A-601 CORROSION ON LIGHTWALL FENCING

1I D13-A-601 CORROSION ON RAMP EDGE

1J D13-A-601 CORROSION ON SIGN POST

1K D13-A-601 CORROSION ON STOREFRONT MULLIONS

GFP A Gannett Fleming/Parsons JOINT VENTURE

STATE OF MARYLAND GRAHAM LANE THOMAS No. 8567 ARCHITECT

01/25/2018

"PROFESSIONAL CERTIFICATION: I HEREBY CERTIFY THAT THESE DOCUMENTS WERE PREPARED OR APPROVED BY ME, AND THAT I AM A DULY LICENSED ARCHITECT UNDER THE LAWS OF THE STATE OF MARYLAND."

LICENSE No. 8567

EXPIRATION DATE: 05/02/2019

- COMAR 09.21.02.04

DESIGNED		DATE
DRAWN	A.KATIGBAK	01/2018 DATE
CHECKED	G.THOMAS	01/2018 DATE

REFERENCE DRAWINGS

NUMBER	TITLE

REVISIONS

DATE	NUM	DESCRIPTION
01/25/2018	0	FINAL SUBMITTAL

WASHINGTON METROPOLITAN AREA TRANSIT AUTHORITY

OFFICE OF DESIGN AND CONSTRUCTION
IRPG - FIXED FACILITIES

APPROVED 01/25/2018
JOHN PURDY DATE
ENGINEERING MANAGER

APPROVED 01/25/2018
GRAHAM THOMAS DATE
ARCHITECT OF RECORD

REHABILITATION OF PARKING GARAGES
D13 - NEW CARROLLTON PARKING GARAGE
TYPICAL DEFICIENCY PHOTOGRAPHS
BY KEYNOTE

M NO.	CONTRACT NO.	SCALE	DRAWING NO.	SHEET NO.
M1301	FQ18064	AS NOTED	D13-A-601	149 of 503